

ORIENTATION

← FRONT



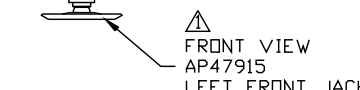
FRONT VIEW
AP47722
METERING CONTROL VALVE
RIGHT FRONT



FRONT VIEW
AP47915
RIGHT FRONT JACK



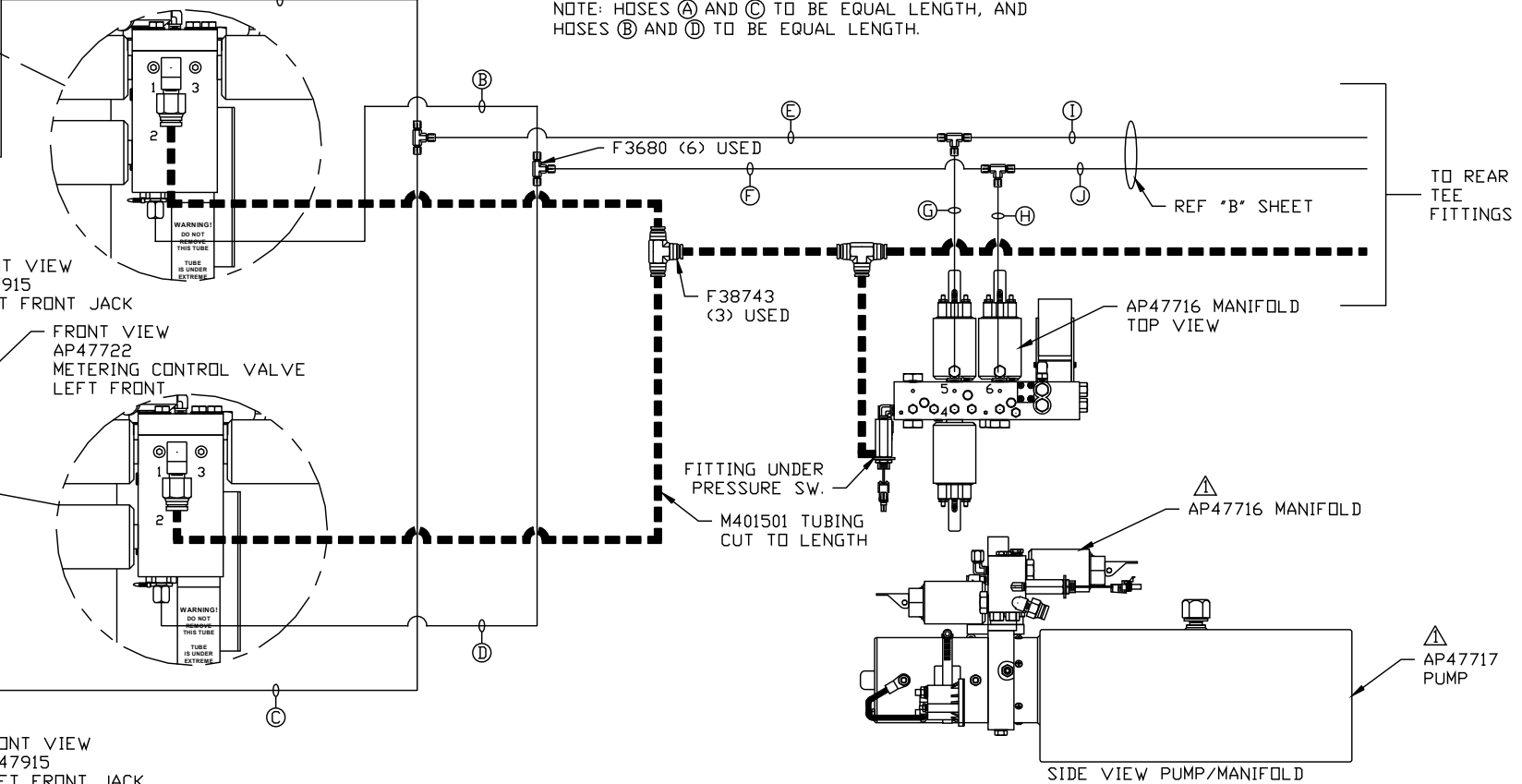
FRONT VIEW
AP47722
METERING CONTROL VALVE
LEFT FRONT



FRONT VIEW
AP47915
LEFT FRONT JACK

- Ⓐ AP4059 HOSE ASSY .25" x 36"
- Ⓑ AP4073 HOSE ASSY .25" x 60"
- Ⓒ AP4059 HOSE ASSY .25" x 36"
- Ⓓ AP4073 HOSE ASSY .25" x 60"
- Ⓔ AP4391 HOSE ASSY .25" x 372"
- Ⓕ AP4391 HOSE ASSY .25" x 372"
- Ⓖ AP4060 HOSE ASSY .25" x 24"
- Ⓗ AP4060 HOSE ASSY .25" x 24"

NOTE: HOSES Ⓐ AND Ⓒ TO BE EQUAL LENGTH, AND
HOSES Ⓑ AND Ⓓ TO BE EQUAL LENGTH.



NOTE: INSTALLATION MUST CONFORM TO GOOD SHOP PRACTICES, SAE STANDARDS, RVIA STANDARDS, AND OTHER APPLICABLE STANDARDS.

		HWH		I-80 EXIT 267 SOUTH RT 1 MOSCOW, IOWA 52760	
3	16JUN11	UPDATED HOSES		SCALE	DATE 16JUN11
2	30MAR11	ADDED HOSE PART NUMBERS		DRAWN BY .	
⚠	22MAR11	WAS AP47669, UP'D PUMP		HYD CONN DIAGRAM	
NO.	DATE	REVISION			
THE INFORMATION DISCLOSED ON THIS DRAWING IS CONFIDENTIAL AND MUST NOT BE DISCLOSED OR USED IN ANY MANNER WHICH WILL BE DETRIMENTAL TO THE HWH CORPORATION				DRAWING NUMBER MP70337 A/B	

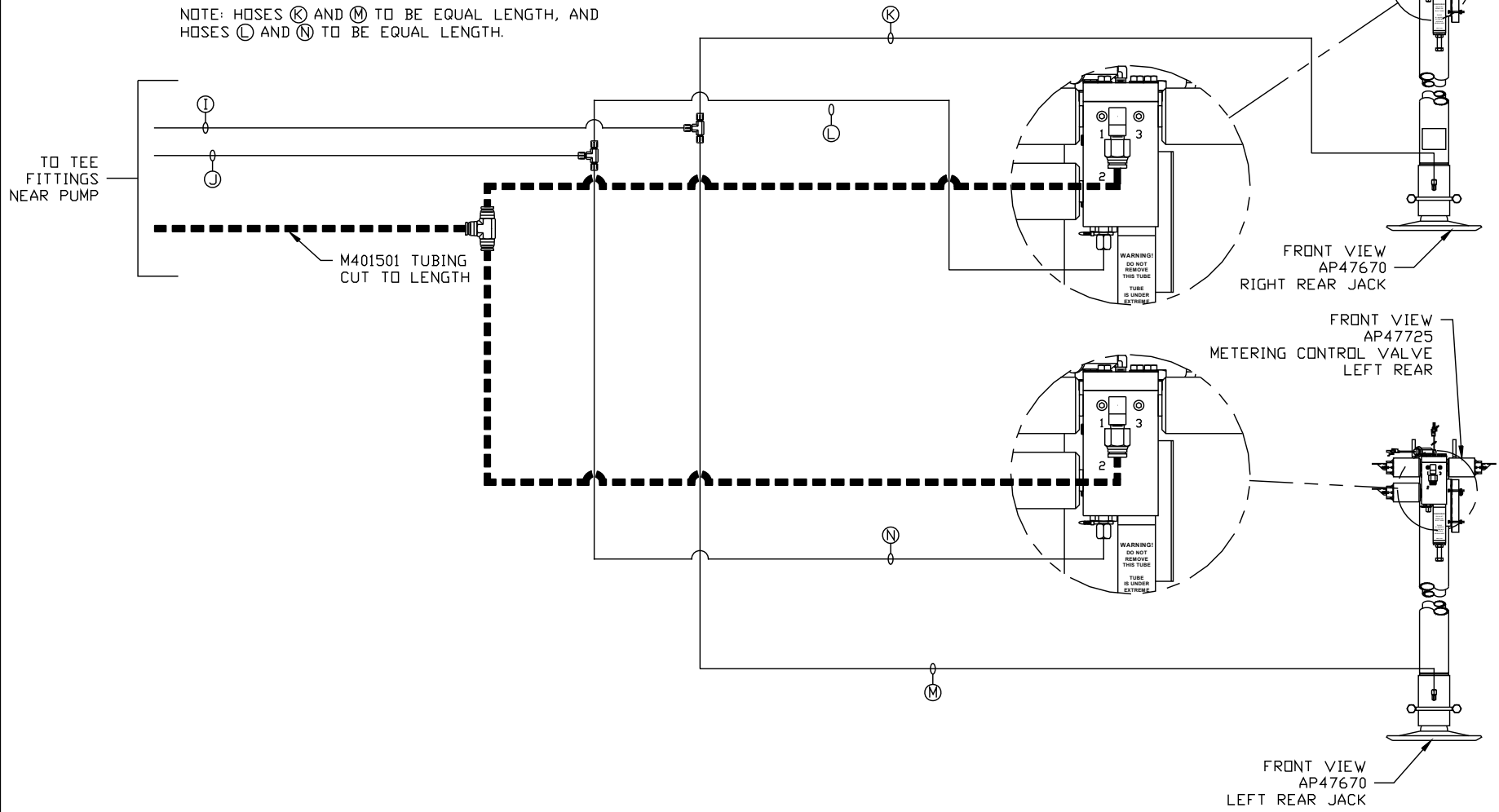
LDV

ORIENTATION

← FRONT

- ① AP4159 HOSE ASSY .25" x 72"
- ② AP4159 HOSE ASSY .25" x 72"
- Ⓚ AP5351 HOSE ASSY .25" x 66"
- Ⓛ AP3314 HOSE ASSY .25" x 48"
- Ⓜ AP5351 HOSE ASSY .25" x 66"
- Ⓝ AP3314 HOSE ASSY .25" x 48"

NOTE: HOSES Ⓚ AND Ⓜ TO BE EQUAL LENGTH, AND
HOSES Ⓛ AND Ⓝ TO BE EQUAL LENGTH.



NOTE: INSTALLATION MUST CONFORM TO GOOD SHOP PRACTICES, SAE STANDARDS, RVIA STANDARDS, AND OTHER APPLICABLE STANDARDS.