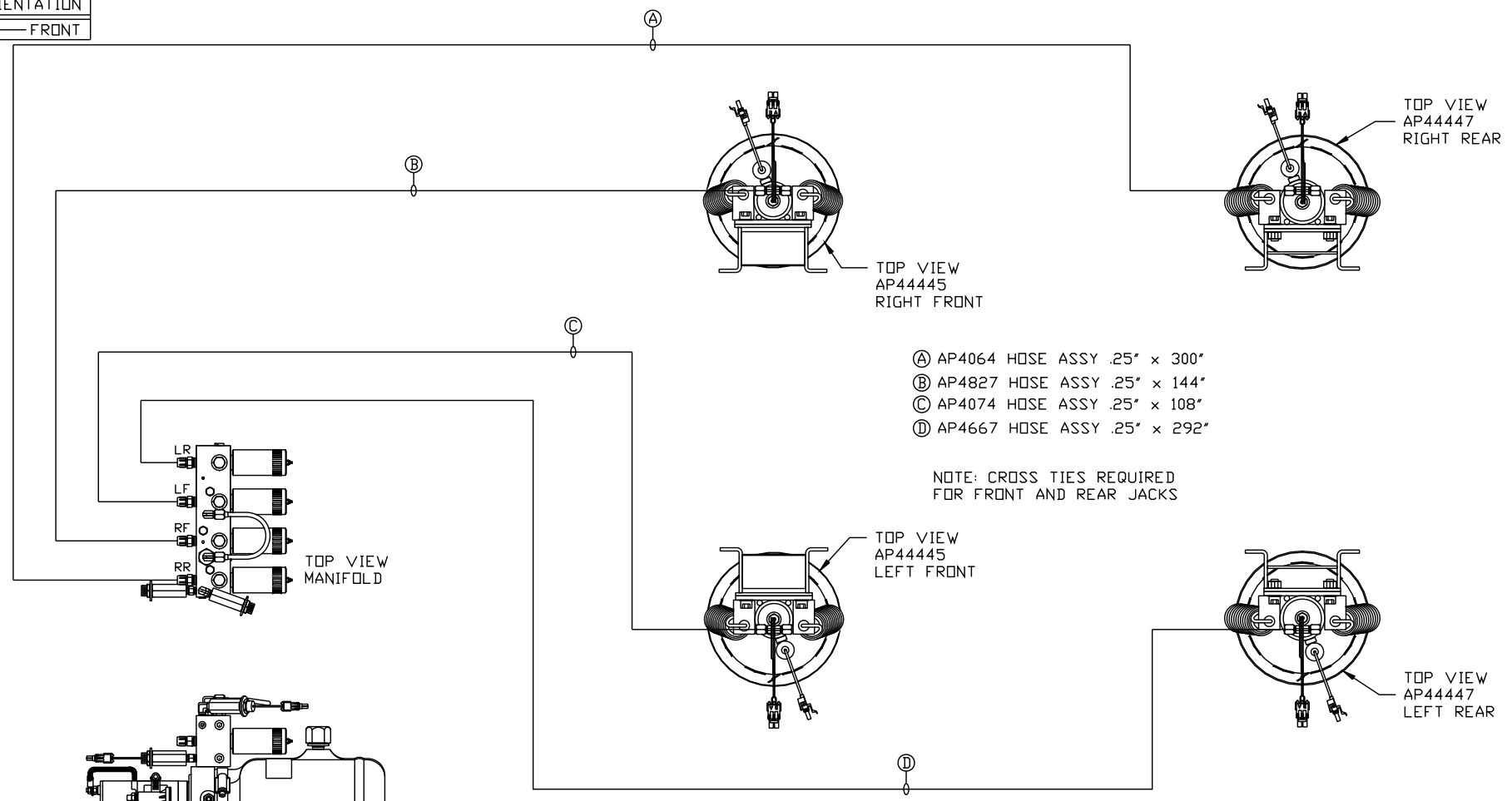
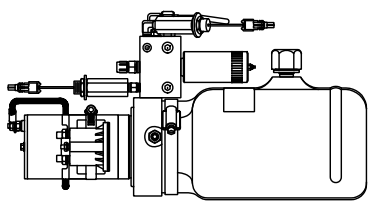
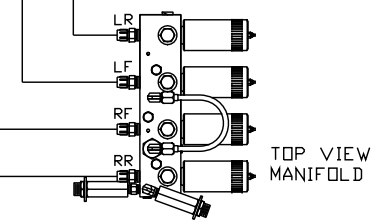


ORIENTATION
← FRONT



- Ⓐ AP4064 HOSE ASSY .25" x 300"
- Ⓑ AP4827 HOSE ASSY .25" x 144"
- Ⓒ AP4074 HOSE ASSY .25" x 108"
- Ⓓ AP4667 HOSE ASSY .25" x 292"

NOTE: CROSS TIES REQUIRED FOR FRONT AND REAR JACKS



SIDE VIEW PUMP/MANIFOLD-AP40608
LOCATION AND ORIENTATION OF PUMP/MANIFOLD ASSEMBLY WILL DIFFER DEPENDING UPON O.E.M.

NOTE: INSTALLATION MUST CONFORM TO GOOD SHOP PRACTICES, SAE STANDARDS, RVIA STANDARDS, AND OTHER APPLICABLE STANDARDS.

LEVELING SYSTEM: AP47416

NO.	DATE	REVISION
THE INFORMATION DISCLOSED ON THIS DRAWING IS CONFIDENTIAL AND MUST NOT BE DISCLOSED OR USED IN ANY MANNER WHICH WILL BE DETRIMENTAL TO THE HWH CORPORATION		

HWH		I-80 EXIT 267 SOUTH RT 1 MOSCOW, IOWA 52760	
SCALE 1:6	DATE 14 JAN 11	DRAWN BY .	
HYD CONN DIAGRAM			
TIFFIN		DRAWING NUMBER MP70341	