

NOTE: INSTALLATION MUST CONFORM TO GOOD SHOP PRACTICES, SAE STANDARDS, RVIA STANDARDS, AND OTHER APPLICABLE STANDARDS.

CONTROL PACKAGE: AP48186

1	16SEP14	CORRECTED E&F HOSES
NO.	DATE	REVISION

THE INFORMATION DISCLOSED ON THIS DRAWING IS CONFIDENTIAL AND MUST NOT BE DISCLOSED OR USED IN ANY MANNER WHICH WILL BE DETRIMENTAL TO THE HWH CORPORATION

HWH I-80 EXIT 267 SOUTH RT 1 MOSCOW, IOWA 52760		
SCALE 1:6	DATE 07MAR11	DRAWN BY .
HYD CONN DIAGRAM		
LOYALTY		DRAWING NUMBER MP70385 A/B

ORIENTATION

← FRONT

AP40753
LH ASSY.
CAP END

AP40754
RH ASSY.
CAP END

LH AND RH LABELED AS
VIEWED FROM OUTSIDE
OF ROOM

AP44687 ROOM
UNIVERSAL LEVEL OUT
ROOM #2

FOR CONNECTION CLARITY ONLY
THE CYLINDERS ARE SHOWN

*: PART OF THE ROOM
EXTENSION MECHANISM.

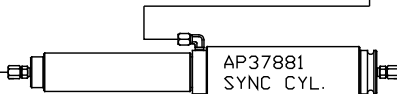
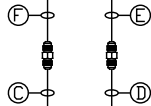
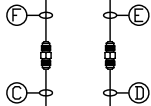
- Ⓐ .25" ID HOSE
ROD END - ALWAYS PRESSURIZED
- Ⓑ .25" ID HOSE
CAP END
- Ⓒ .125" ID HOSE
ROD END - ALWAYS PRESSURIZED - MUST
BE HIGH PRESSURE HOSES OF EQUAL
LENGTH AND DIAMETER
- Ⓓ .25" ID HOSE
CAP END - MUST MAINTAIN EQUAL LENGTH
AND DIAMETER

NOTE: HOSES Ⓔ AND Ⓕ ARE INCLUDED
WITH THE ROOM EXTENSION MECHANISM.

- Ⓔ AP24818 HOSE ASSY HWH02HP x 86"
CAP END - MUST MAINTAIN EQUAL LENGTH
AND DIAMETER
- Ⓕ AP24632 HOSE ASSY HWH02HP x 48"
ROD END - ALWAYS PRESSURIZED - MUST
BE HIGH PRESSURE HOSES OF EQUAL
LENGTH AND DIAMETER
- Ⓖ .125" ID HP HOSE
CAP END - MUST BE HIGH PRESSURE HOSES
OF EQUAL LENGTH AND DIAMETER

ROD END

ROD END



Ⓐ

Ⓑ

NOTE: LIFT SYNC MUST BE MOUNTED
WITH THE CAP END POINTING UP.

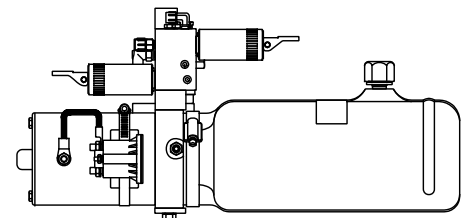
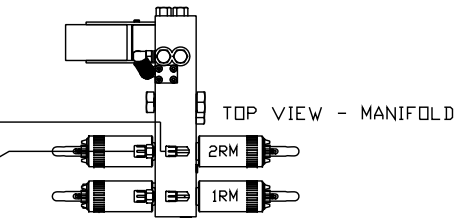
*LH ASSY.

AP40832

*RH ASSY.

Ⓖ

Ⓖ



SIDE VIEW PUMP/MANIFOLD-AP47802

LOCATION AND ORIENTATION OF
PUMP/MANIFOLD ASSEMBLY WILL
DIFFER DEPENDING UPON O.E.M.

NOTE: INSTALLATION MUST CONFORM TO GOOD SHOP PRACTICES, SAE
STANDARDS, RVIA STANDARDS, AND OTHER APPLICABLE STANDARDS.

MP70385 B/B
07MAR11