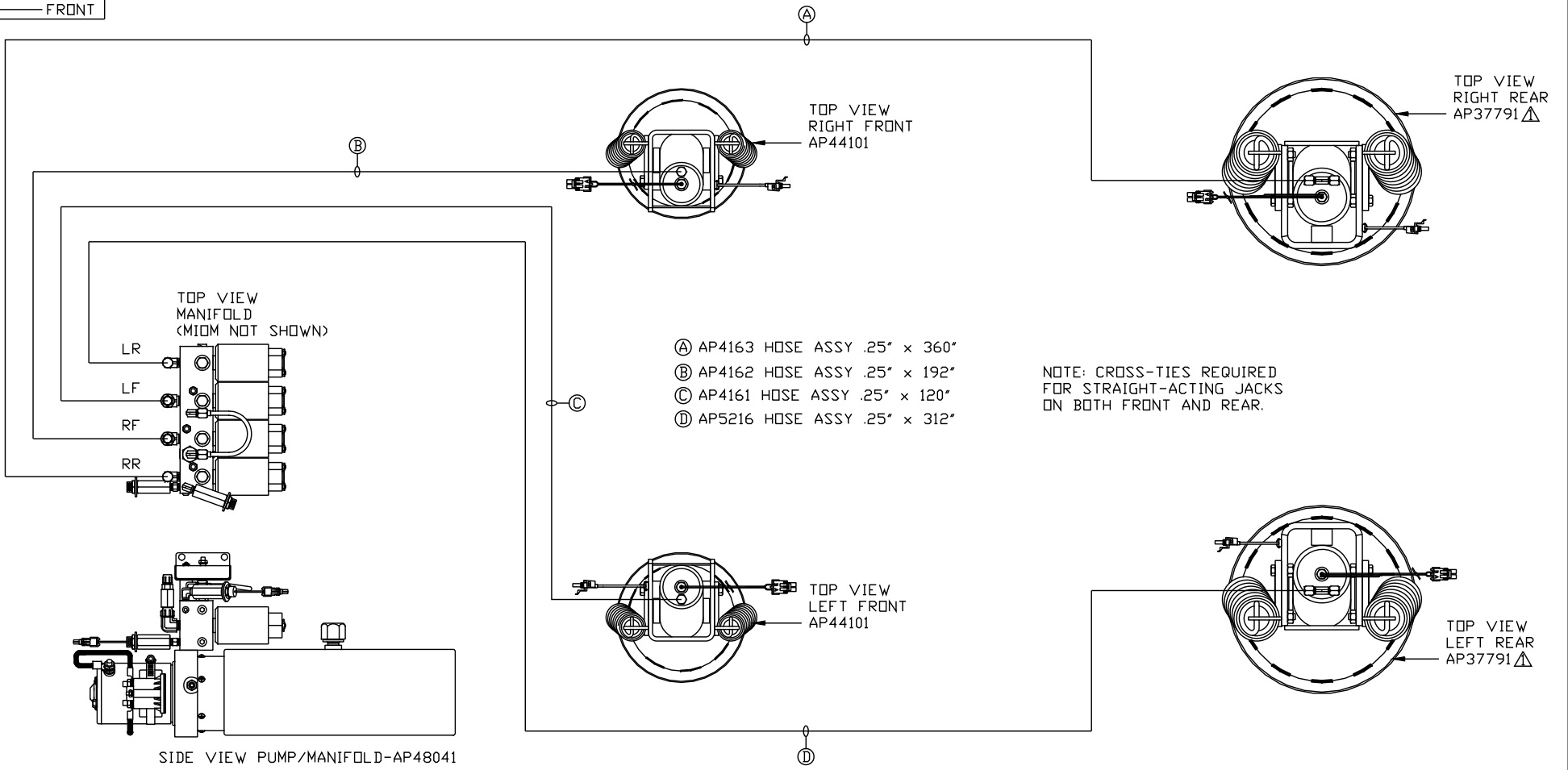
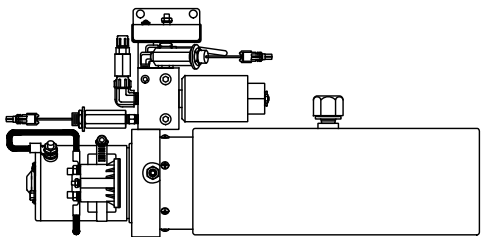
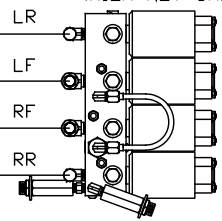


ORIENTATION
← FRONT



TOP VIEW
MANIFOLD
(MIDM NOT SHOWN)



SIDE VIEW PUMP/MANIFOLD-AP48041

LOCATION AND ORIENTATION OF
PUMP/MANIFOLD ASSEMBLY WILL
DIFFER DEPENDING UPON O.E.M.

- Ⓐ AP4163 HOSE ASSY .25" x 360"
- Ⓑ AP4162 HOSE ASSY .25" x 192"
- Ⓒ AP4161 HOSE ASSY .25" x 120"
- Ⓓ AP5216 HOSE ASSY .25" x 312"

NOTE: CROSS-TIES REQUIRED
FOR STRAIGHT-ACTING JACKS
ON BOTH FRONT AND REAR.

NOTE: INSTALLATION MUST CONFORM TO GOOD SHOP PRACTICES, SAE
STANDARDS, RVIA STANDARDS, AND OTHER APPLICABLE STANDARDS.

LEVELING SYSTEM: AP48902

⚠	16MAR16	WAS AP41229
NO.	DATE	REVISION

THE INFORMATION DISCLOSED ON THIS DRAWING IS CONFIDENTIAL AND MUST NOT BE DISCLOSED OR USED IN ANY MANNER WHICH WILL BE DETRIMENTAL TO THE HWH CORPORATION

HWH			I-80 EXIT 267 SOUTH RT 1 MOSCOW, IOWA 52760		
SCALE 1:6	DATE 21JUN11	DRAWN BY .			
HYD CONN DIAGRAM					
GENERIC				DRAWING NUMBER MP70408	