NOTE: HOSES Ⓔ AND Ⓕ ARE INCLUDED WITH THE ROOM EXTENSION MECHANISM.

Ⓐ AP24646 HOSE ASSY HWH02HP x 156"
ROD END - ALWAYS PRESSURIZED

Ⓑ AP50261 HOSE ASSY 03 x 168"
CAP END

Ⓒ AP23739 HOSE ASSY HWH02HP x 150"
ROD END - ALWAYS PRESSURIZED - MUST BE HIGH PRESSURE HOSES OF EQUAL LENGTH AND DIAMETER

△4 Ⓓ AP51404 HOSE ASSY 03 x 150"
CAP END - MUST MAINTAIN EQUAL LENGTH AND DIAMETER

Ⓔ AP24630 HOSE ASSY HWH02HP x 36"
ROD END - ALWAYS PRESSURIZED - MUST BE HIGH PRESSURE HOSES OF EQUAL LENGTH AND DIAMETER

Ⓕ AP48866 HOSE ASSY 03 x 36"
CAP END - MUST MAINTAIN EQUAL LENGTH AND DIAMETER

Ⓖ AP24648 HOSE ASSY HWH02HP x 168"
ROD END - ALWAYS PRESSURIZED - MUST BE HIGH PRESSURE HOSES OF EQUAL LENGTH AND DIAMETER

Ⓗ AP50261 HOSE ASSY 03 x 168" △3
CAP END - MUST MAINTAIN EQUAL LENGTH AND DIAMETER

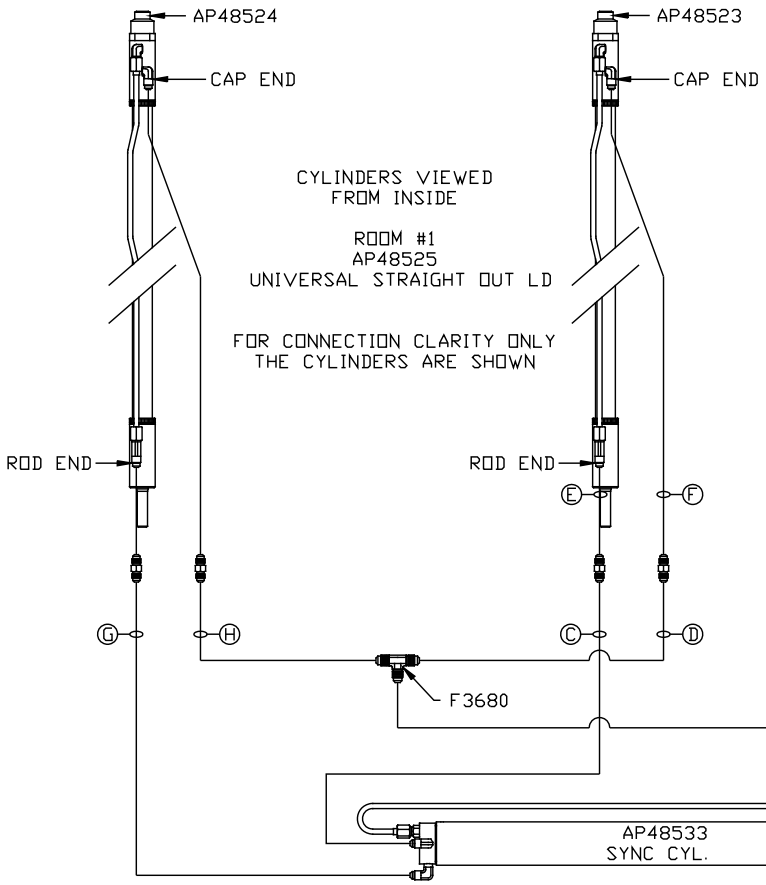

TOP VIEW - MANIFOLD

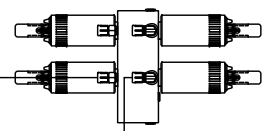

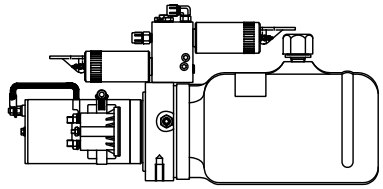

SIDE VIEW PUMP/MANIFOLD-AP48889

LOCATION AND ORIENTATION OF PUMP/MANIFOLD ASSEMBLY WILL DIFFER DEPENDING UPON O.E.M.

NO.	DATE	REVISION
△4	16MAY14	WAS AP50260
△3	11APR12	WAS AP50259
2	03APR12	REVISED HOSES
1	16MAR12	REVISED HOSES

NOTE: INSTALLATION MUST CONFORM TO GOOD SHOP PRACTICES, SAE STANDARDS, RVIA STANDARDS, AND OTHER APPLICABLE STANDARDS.

PUMP/HOSE/HARN KIT: AP48868

THE INFORMATION DISCLOSED ON THIS DRAWING IS CONFIDENTIAL AND MUST NOT BE DISCLOSED OR USED IN ANY MANNER WHICH WILL BE DETRIMENTAL TO THE HWH CORPORATION

HWH
I-80 EXIT 267 SOUTH
RT 1 MOSCOW, IOWA 52760

SCALE 1:6 | DATE 18JUL11 | DRAWN BY .

HYD CONN DIAGRAM

TIFFIN

DRAWING NUMBER
MP70412 A/B