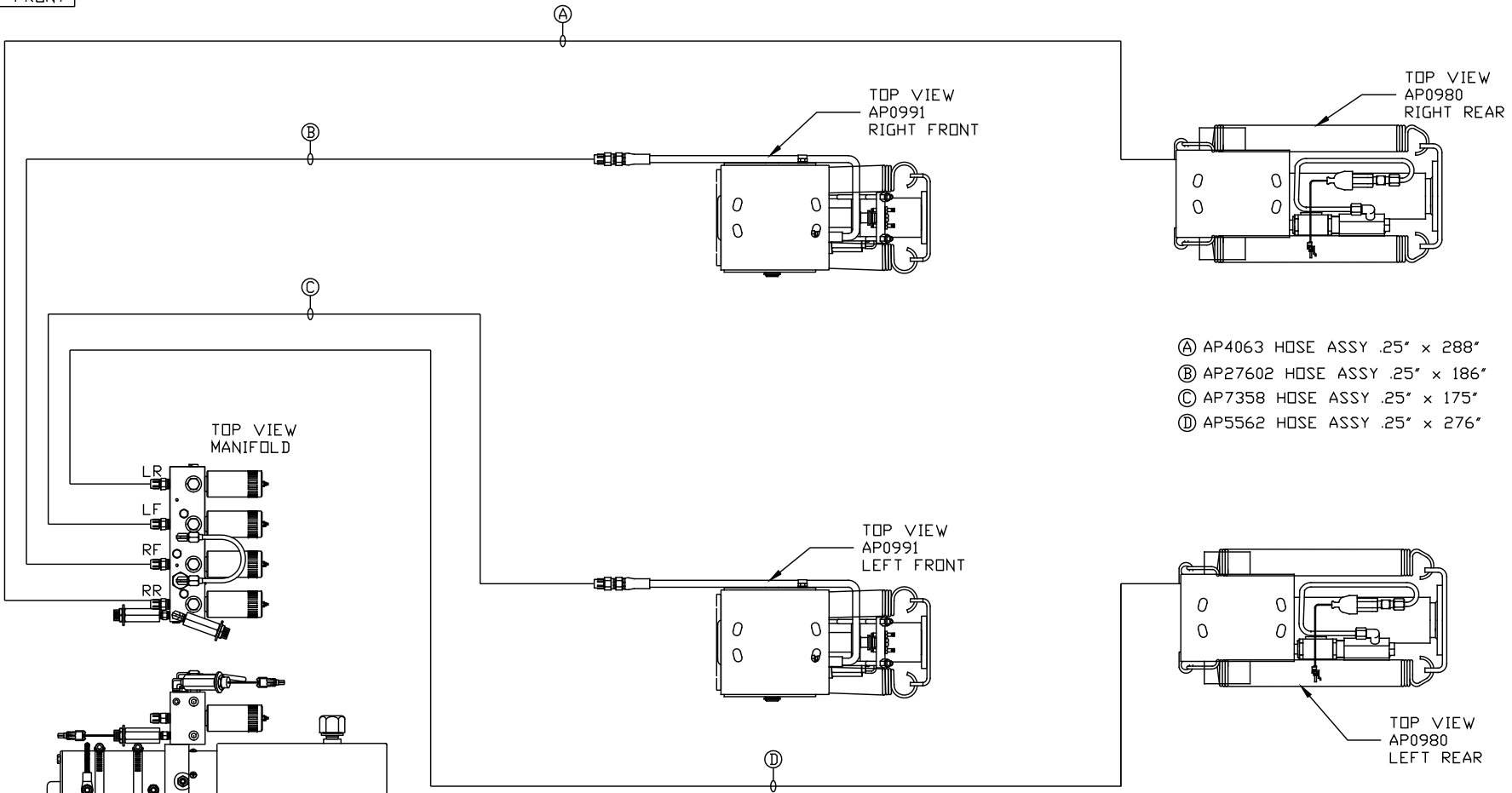
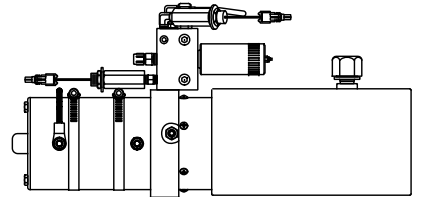
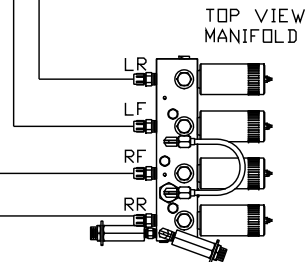


ORIENTATION
 ← FRONT



- Ⓐ AP4063 HOSE ASSY .25" x 288"
- Ⓑ AP27602 HOSE ASSY .25" x 186"
- Ⓒ AP7358 HOSE ASSY .25" x 175"
- Ⓓ AP5562 HOSE ASSY .25" x 276"



LOCATION AND ORIENTATION OF PUMP/MANIFOLD ASSEMBLY MAY DIFFER DEPENDING UPON O.E.M.

NOTE: INSTALLATION MUST CONFORM TO GOOD SHOP PRACTICES, SAE STANDARDS, RVIA STANDARDS, AND OTHER APPLICABLE STANDARDS.

LEVELING SYSTEM: AP49017

NO.	DATE	REVISION

THE INFORMATION DISCLOSED ON THIS DRAWING IS CONFIDENTIAL AND MUST NOT BE DISCLOSED OR USED IN ANY MANNER WHICH WILL BE DETRIMENTAL TO THE HWH CORPORATION

HWH			I-80 EXIT 267 SOUTH RT 1 MOSCOW, IOWA 52760		
SCALE 1:6	DATE 25JUL11	DRAWN BY .			
HYD CONN DIAGRAM					
LDS SYSTEMS				DRAWING NUMBER MP70421	