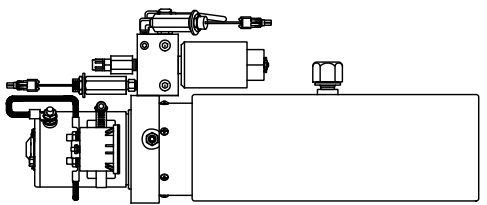
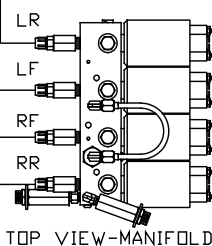
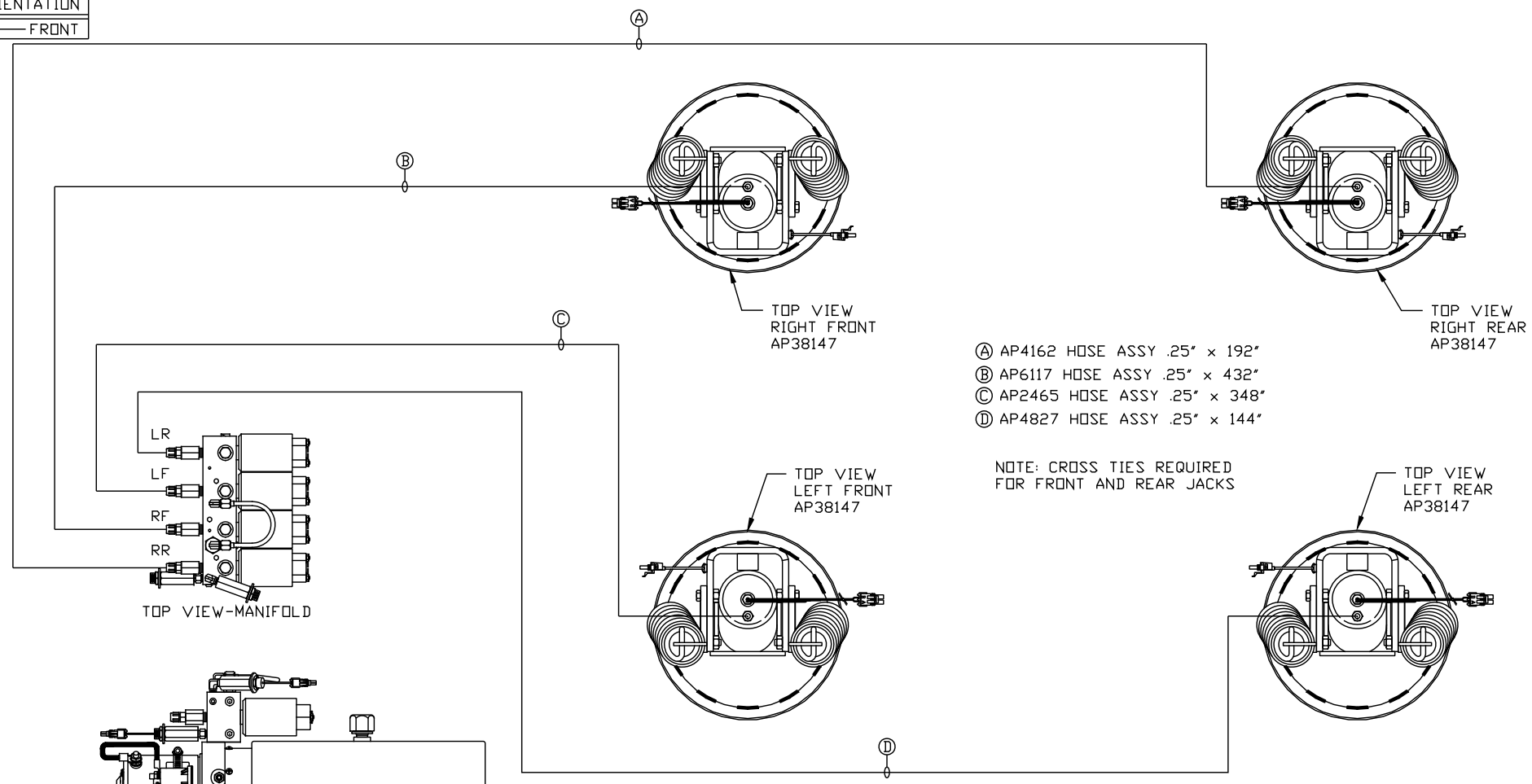


ORIENTATION  
← FRONT



SIDE VIEW PUMP/MANIFOLD-AP36195

LOCATION AND ORIENTATION OF PUMP/MANIFOLD ASSEMBLY WILL DIFFER DEPENDING UPON O.E.M.

- Ⓐ AP4162 HOSE ASSY .25" x 192"
- Ⓑ AP6117 HOSE ASSY .25" x 432"
- Ⓒ AP2465 HOSE ASSY .25" x 348"
- Ⓓ AP4827 HOSE ASSY .25" x 144"

NOTE: CROSS TIES REQUIRED FOR FRONT AND REAR JACKS

NOTE: INSTALLATION MUST CONFORM TO GOOD SHOP PRACTICES, SAE STANDARDS, RVIA STANDARDS, AND OTHER APPLICABLE STANDARDS.

LEVELING SYSTEM: AP49389

NO.	DATE	REVISION

THE INFORMATION DISCLOSED ON THIS DRAWING IS CONFIDENTIAL AND MUST NOT BE DISCLOSED OR USED IN ANY MANNER WHICH WILL BE DETRIMENTAL TO THE HWH CORPORATION

<b>HWH</b>		I-80 EXIT 267 SOUTH RT 1 MOSCOW, IOWA 52760	
SCALE 1:6	DATE 11NOV11	DRAWN BY .	
<b>HYD CONN DIAGRAM</b>			
LDS		DRAWING NUMBER MP70472	