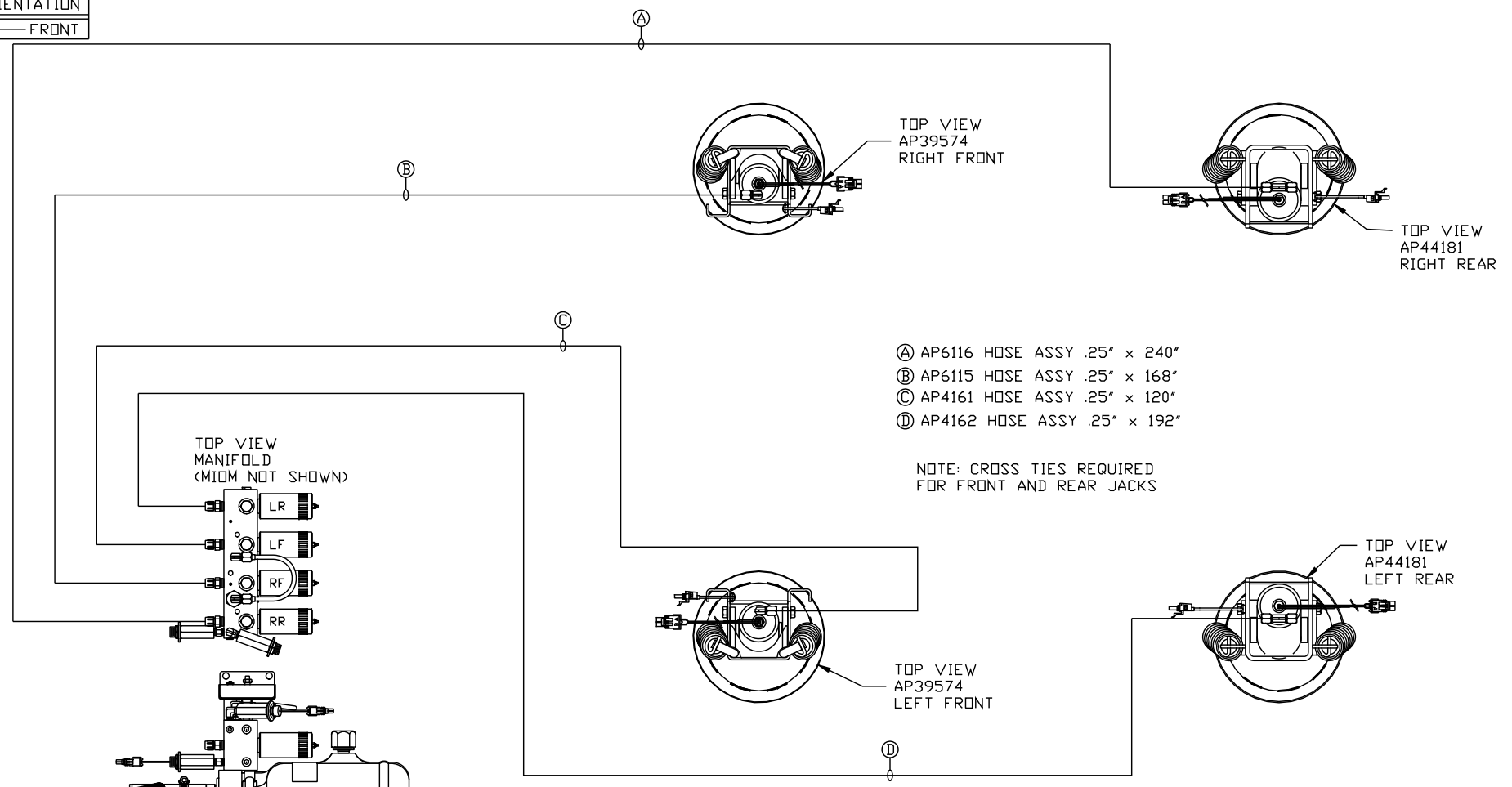


ORIENTATION  
 ← FRONT



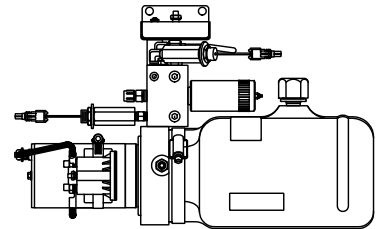
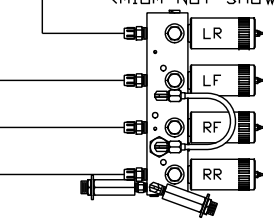
TOP VIEW  
 AP39574  
 RIGHT FRONT

TOP VIEW  
 AP44181  
 RIGHT REAR

- Ⓐ AP6116 HOSE ASSY .25" x 240"
- Ⓑ AP6115 HOSE ASSY .25" x 168"
- Ⓒ AP4161 HOSE ASSY .25" x 120"
- Ⓓ AP4162 HOSE ASSY .25" x 192"

NOTE: CROSS TIES REQUIRED  
 FOR FRONT AND REAR JACKS

TOP VIEW  
 MANIFOLD  
 (MIDM NOT SHOWN)



SIDE VIEW PUMP/MANIFOLD-AP47473

LOCATION AND ORIENTATION OF  
 PUMP/MANIFOLD ASSEMBLY WILL  
 DIFFER DEPENDING UPON O.E.M.

NOTE: INSTALLATION MUST CONFORM TO GOOD SHOP PRACTICES, SAE  
 STANDARDS, RVIA STANDARDS, AND OTHER APPLICABLE STANDARDS.

LEVELING SYSTEM: AP49638

		HWH		I-80 EXIT 267 SOUTH RT 1 MOSCOW, IOWA 52760	
		SCALE 1:6	DATE 28FEB12	DRAWN BY .	
HYD CONN DIAGRAM					
NO.	DATE	REVISION			
		FARBER		DRAWING NUMBER MP70501	
THE INFORMATION DISCLOSED ON THIS DRAWING IS CONFIDENTIAL AND MUST NOT BE DISCLOSED OR USED IN ANY MANNER WHICH WILL BE DETRIMENTAL TO THE HWH CORPORATION					