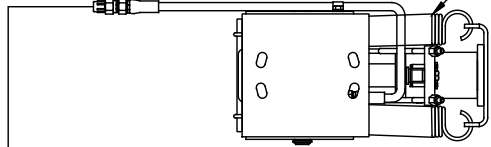


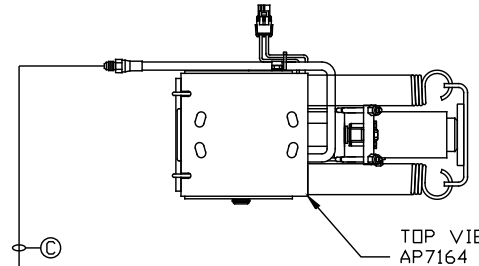
ORIENTATION
 ← FRONT

TOP VIEW
 AP7129
 RIGHT FRONT

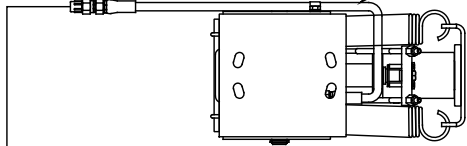


- Ⓐ AP51456 HOSE ASSY 03F X 192"
- Ⓑ AP50766 HOSE ASSY 03F X 96"
- Ⓒ AP51457 HOSE ASSY 03F X 288"
- Ⓓ AP50911 HOSE ASSY 03F X 240"

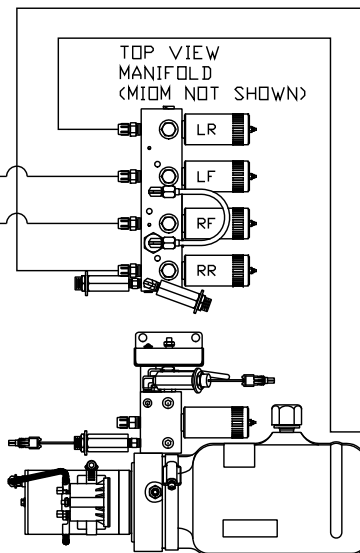
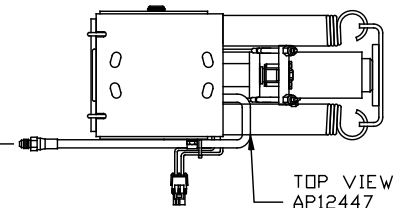
TOP VIEW
 AP7164
 RIGHT REAR



TOP VIEW
 AP7129
 LEFT FRONT



TOP VIEW
 AP12447
 LEFT REAR



SIDE VIEW PUMP/MANIFOLD-AP47473

LOCATION AND ORIENTATION OF
 PUMP/MANIFOLD ASSEMBLY WILL
 DIFFER DEPENDING UPON O.E.M.

NOTE: INSTALLATION MUST CONFORM TO GOOD SHOP PRACTICES, SAE STANDARDS, RVIA STANDARDS, AND OTHER APPLICABLE STANDARDS.

LEVELING SYSTEM: AP53971

		HWH		I-80 EXIT 267 SOUTH RT 1 MOSCOW, IOWA 52760	
		SCALE 1:6	DATE 07JUL14	DRAWN BY .	
		HYD CONN DIAGRAM			
		NO. DATE REVISION		DRAWING NUMBER	
		THE INFORMATION DISCLOSED ON THIS DRAWING IS CONFIDENTIAL AND MUST NOT BE DISCLOSED OR USED IN ANY MANNER WHICH WILL BE DETRIMENTAL TO THE HWH CORPORATION		MP70797	
		GENERIC			