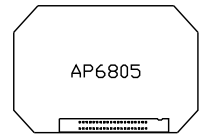
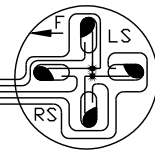
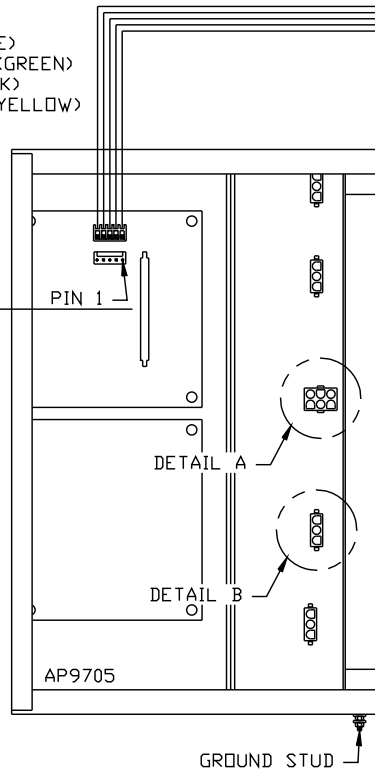


- PIN
1. REAR SENSE (ORANGE)
 2. RIGHT SIDE SENSE (GREEN)
 3. FRONT SENSE (BLACK)
 4. LEFT SIDE SENSE (YELLOW)
 5. GROUND (WHITE)

AP6983
SENSING UNIT



AP7079



AP6978

BLK(W9000) TO PREVOST WIRE #69

AP20863

RED(W6100) TO 12V HOUSE BATTERY

RED(W6715) TO CB92

AP6709

BLK(W9310) FRONT AIR SOLENOID
 BLK(W9312) RIGHT REAR AIR SOLENOID
 BLK(W9314) TO WIRE #85 REMOVED FROM CB92
 BLK(W9311) LEFT REAR AIR SOLENOID
 BLK(W9313) RAISE SOLENOID

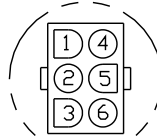
AP6779

BLK(W9700) TO AIR COMPRESSOR

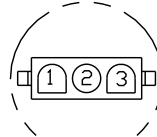
AP0080

BLK(W9915) TO LOW LEVEL LIGHT ON CONSOLE

BLK(W9910) TO PREVOST WIRE #63 FROM
 TERMINAL #46 LEVEL LOW SWITCH



DETAIL A



DETAIL B
TYP.

NOTE: THIS DIAGRAM FOR PREVOST XL CHASSIS.

		HWH		I-80 EXIT 267 SOUTH RT 1 MOSCOW, IOWA 52760	
		SCALE 1:3	DATE 17DEC98	DRAWN BY .	
		SYSTEM SCHEMATIC ELEC			
		DRAWING NUMBER MP884160			
NO.	DATE	REVISION			
1	08MAY08	REDRAWN TO 1:3 SCALE			
		WAS AP6408			
THE INFORMATION DISCLOSED ON THIS DRAWING IS CONFIDENTIAL AND MUST NOT BE DISCLOSED OR USED IN ANY MANNER WHICH WILL BE DETRIMENTAL TO THE HWH CORPORATION					

NOTE: INSTALLATION MUST CONFORM TO GOOD SHOP PRACTICES, SAE STANDARDS, RVIA STANDARDS, AND OTHER APPLICABLE STANDARDS.