

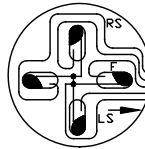
			HWH I-80 EXIT 267 SOUTH RT 1 MOSCOW, IOWA 52760		
SCALE 1:3		DATE 11JAN02	DRAWN BY .		
			SYSTEM SCHEMATIC ELEC		
NO.	DATE	REVISION			
THE INFORMATION DISCLOSED ON THIS DRAWING IS CONFIDENTIAL AND MUST NOT BE DISCLOSED OR USED IN ANY MANNER WHICH WILL BE DETRIMENTAL TO THE HWH CORPORATION			DRAWING NUMBER MP88813 A/B		

- P1 & P2
1. BLACK
 2. KEY PIN
 3. ORANGE
 4. BROWN
 5. RED
 6. PURPLE
 7. WHITE
 8. GREEN/BLACK
 9. NC
 10. YELLOW
 11. BLUE

- P5
1. WHT(W6235) GROUND
 2. BLK(W1000) LF WARN SW
 3. BLK(W2000) RF WARN SW
 4. BLK(W3000) RR WARN SW
 5. BLK(W4000) LR WARN SW
 6. KEY PIN
 7. BLK(W1200) LF PRESS SW
 8. BLK(W2200) RF PRESS SW
 9. BLK(W3200) RR PRESS SW
 10. BLK(W4200) LR PRESS SW

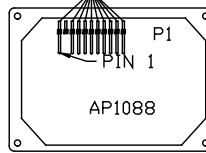
- P4
1. REAR SENSE (RED)
 2. RIGHT SIDE SENSE (GREEN)
 3. FRONT SENSE (BLACK)
 4. LEFT SIDE SENSE (YELLOW)
 5. GROUND (WHITE)

- P3
1. N/C
 2. N/C
 3. N/C
 4. BLK(W7699) WARN LIGHT/BUZZ
 5. KEY PIN
 6. N/C

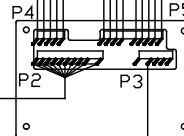


AP6798

TO GROUND STUD
ON CONTROL BOX.



AP1195



AP10627

