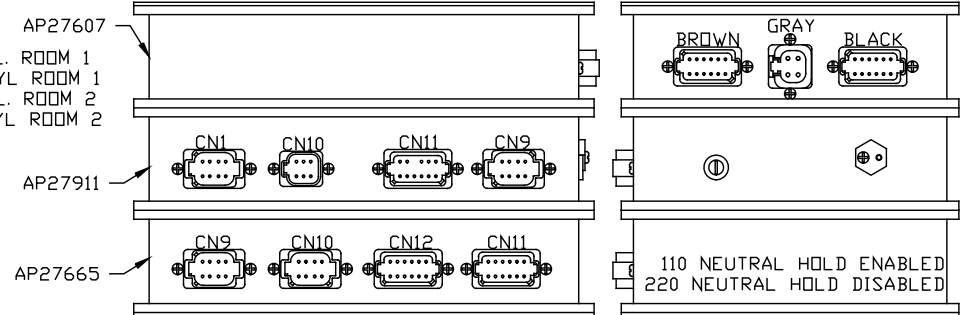


AP27607<BROWN>
PIN
1 N/C
2 BLK<W1500> LEFT FRONT RAISE
3 BLK<W1600> LEFT FRONT LOWER
4 BLK<W2500> RIGHT FRONT RAISE
5 BLK<W2600> RIGHT FRONT LOWER
6 BLK<W9700> COMPRESSOR
7 N/C
8 BLK<W1700> FRONT TRAVEL
9 N/C
10 N/C
11 WHT<W6254> GROUND
12 N/C

AP27607<GRAY>
PIN
1 BLK<W6800> SW BATT
2 BLK<W6800> SW BATT
3 WHT<W6230> GND
4 WHT<W6230> GND

AP27607<BLACK>
PIN
1 BLK<W5050> EXTEND CYL. ROOM 1
2 BLK<W5150> RETRACT CYL. ROOM 1
3 BLK<W5051> EXTEND CYL. ROOM 2
4 BLK<W5151> RETRACT CYL. ROOM 2
5 N/C
6 N/C
7 N/C
8 N/C
9 N/C
10 N/C
11 N/C
12 N/C



AP27622
FRONT AIR/CONTROL/ROOM 1
MODULE

AP27911 CN1<BLACK>
PIN
1 N/C
2 N/C
3 RED<W6800> SW BATT
4 WHT<W6230> GROUND
5 CAN SHIELD
6 N/C
7 GRN CAN LOW
8 YEL CAN HI

AP27911 CN10<GRAY>
PIN
1 BLK <W7599> SWITCH LIGHT CONTROL
2 RED <W6100> RESET OUT
3 BLK <W7550> RESET IN
4 RED <W6121> WARN LIGHT SUPPLY
5 WHT <W6230> SWITCH LIGHT SUPPLY
6 BLK <W7699> WARN LIGHT/BUZZER CONTROL

AP27911 CN11<GRAY>
PIN
1 RED<W6110> IGNITION
2 N/C
3 N/C
4 N/C
5 RED<W6120> ACCESSORY
6 RED<W6100> HOUSE BATTERY
7 WHT<W6230> GROUND
8 N/C
9 N/C
10 N/C
11 BLK<W9000> PARK BRAKE SWITCH
12 RED<W6101> ENGINE BATTERY

AP27911 CN9<GREEN>
PIN
1 BLK <W8500> MASTER RELAY CONTROL
2 BLK <W8100> SYSTEM PSW
3 N/C
4 BLK <W8600> PMP RELAY CONTROL
5 BLK <W9900> SPEED SWITCH
6 BLK <W9901> PUMP MONITOR
7 N/C
8 N/C

AP27665 CN9<BLACK>
PIN
1 BLK<W7696> SYSTEM WAKE UP
2 N/C
3 RED<W6800> SW BATT
4 WHT<W6230> GROUND
5 CAN SHIELD
6 RED<W6110> IGNITION
7 GRN CAN LOW
8 YEL CAN HI

AP27665 CN10<GRAY>
PIN
1 N/C
2 BLK<W7510> READY TO OPERATE
3 BLK<W7530> PUMP
4 BLK<W7501> EXTEND <ROOM 1>
5 BLK<W7502> RETRACT <ROOM 1>
6 RED<W6805> SW BATTERY
7 BLK<W7696> SYSTEM WAKE UP
8 WHT<W6230> GROUND

AP27665 CN12<GRAY>
PIN
1 N/C
2 N/C
3 N/C
4 N/C
5 N/C
6 WHT<W6236> GROUND
7 BLK<W6800> SW BATT
8 N/C
9 N/C
10 BLK<W2210> RIGHT FRONT AIR PSW
11 BLK<W7521> TAG LIFT SW
12 N/C

AP27665 CN11<GREEN>
PIN
1 BLK<W7695> SYNC CYL. ROOM 1
2 BLK<W7697> SYNC CYL. ROOM 3 <NOT USED>
3 N/C
4 N/C
5 N/C
6 WHT<W6235> GROUND
7 N/C
8 N/C
9 N/C
10 BLK<W1210> LEFT FRONT AIR PSW
11 N/C
12 N/C

		HWH I-80 EXIT 267 SOUTH RT 1 MOSCOW, IOWA 52760	
		SCALE 1:3	DATE 07MAY02
		DRAWN BY .	
		SYSTEM SCHEMATIC ELEC	
NO.	DATE	REVISION	
		THE INFORMATION DISCLOSED ON THIS DRAWING IS CONFIDENTIAL AND MUST NOT BE DISCLOSED OR USED IN ANY MANNER WHICH WILL BE DETRIMENTAL TO THE HWH CORPORATION	
		DRAWING NUMBER MP88860 A/1	

AP27623
REAR AIR/ROOM 2 MODULE

AP26117 (BROWN)

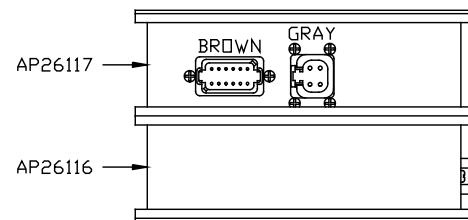
PIN

- 1 BLK(W3800) TAG LIFT
- 2 BLK(W4500) LEFT REAR RAISE
- 3 BLK(W4600) LEFT REAR LOWER
- 4 BLK(W3500) RIGHT REAR RAISE
- 5 BLK(W3600) RIGHT REAR LOWER
- 6 N/C
- 7 BLK(W3701) TAG TRAVEL
- 8 BLK(W3700) REAR TRAVEL
- 9 BLK(W3601) TAG RIGHT DUMP
- 10 BLK(W4601) TAG LEFT DUMP
- 11 WHT (W6258) GROUND
- 12 N/C

AP26117 (GRAY)

PIN

- 1 BLK(W6800) SW BATT
- 2 BLK(W6800) SW BATT
- 3 WHT(W6230) GROUND
- 4 WHT(W6230) GROUND



AP26116 CN9(BLACK)

PIN

- 1 WHT(W7696) SYSTEM WAKE UP
- 2 N/C
- 3 RED(W6800) SW BATTERY
- 4 GRN(W6230) GROUND
- 5 CAN SHIELD
- 6 RED(W6110) IGNITION
- 7 GRN CAN LOW
- 8 YEL CAN HI

AP26116 CN10(GRAY)

PIN

- 1 N/C
- 2 BLK(W7510) READY TO OPERATE
- 3 BLK(W7530) PUMP
- 4 BLK(W7501) EXTEND (ROOM 1)
- 5 BLK(W7502) RETRACT (ROOM 1)
- 6 RED(W6805) SW BATTERY
- 7 BLK(W7696) SYSTEM WAKE UP
- 8 WHT(W6230) GROUND

AP26116 CN12(GRAY)

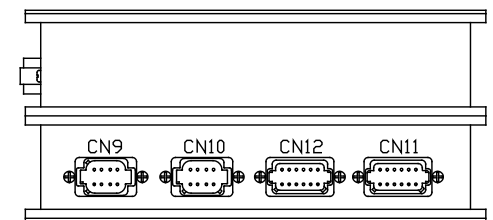
PIN

- 1 BLK(W4211) LEFT REAR TAG PRESS. SW.
- 2 BLK(W3211) RIGHT REAR TAG PRESS. SW.
- 3 BLK(W3215) SYSTEM PRESS. SW.
- 4 N/C
- 5 N/C
- 6 WHT(W6231) GROUND
- 7 N/C
- 8 N/C
- 9 N/C
- 10 BLK(W3210) RIGHT REAR PRESS. SW.
- 11 N/C
- 12 N/C

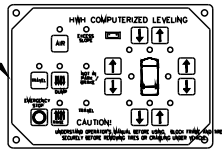
AP26116 CN11(GREEN)

PIN

- 1 N/C
- 2 N/C
- 3 N/C
- 4 N/C
- 5 N/C
- 6 WHT(W6232) GROUND
- 7 N/C
- 8 N/C
- 9 N/C
- 10 BLK(W4210) LEFT REAR PRESS. SW.
- 11 N/C
- 12 N/C



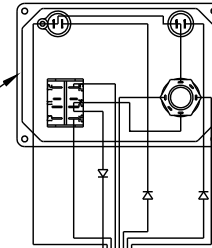
AP22703



5 1

- PIN
- 1 YELLOW CAN HI
 - 2 GREEN CAN LOW
 - 3 CAN SHIELD
 - 4 GRN (W6230) GROUND
 - 5 RED (W6800) SW. BATTERY

AP22475



AP27641/AP22475
PIN

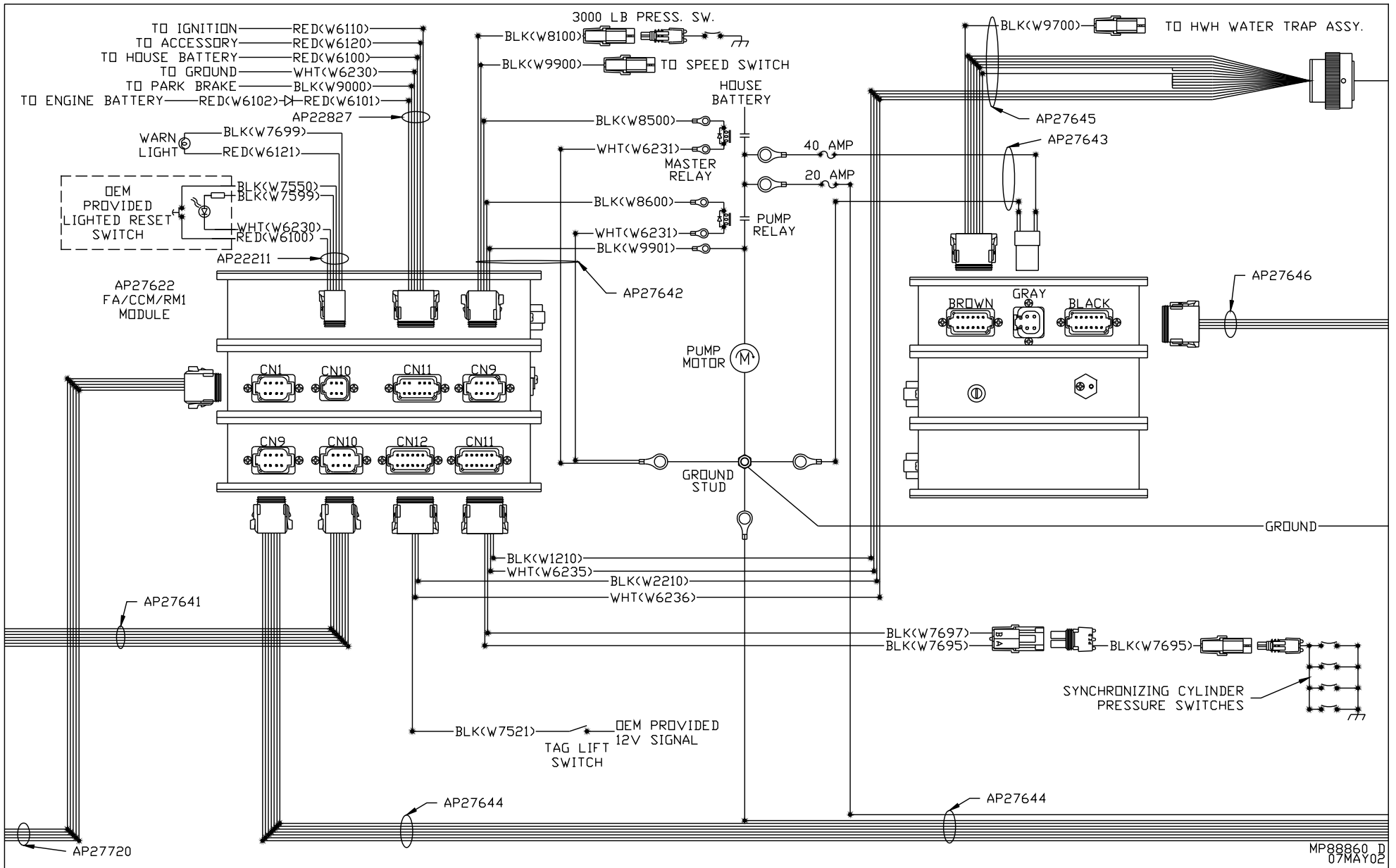
- 1 BLK(W6806) SW BATTERY
- 2 BLK(W7510) READY TO OPERATE
- 3 BLK(W7530) PUMP
- 4 BLK(W7501) ROOM EXTEND
- 5 BLK(W7502) ROOM RETRACT
- 6 RED(W6805) SW BATTERY
- 7 BLK(W7631) SYSTEM WAKE UP
- 8 WHT(W6230) GROUND

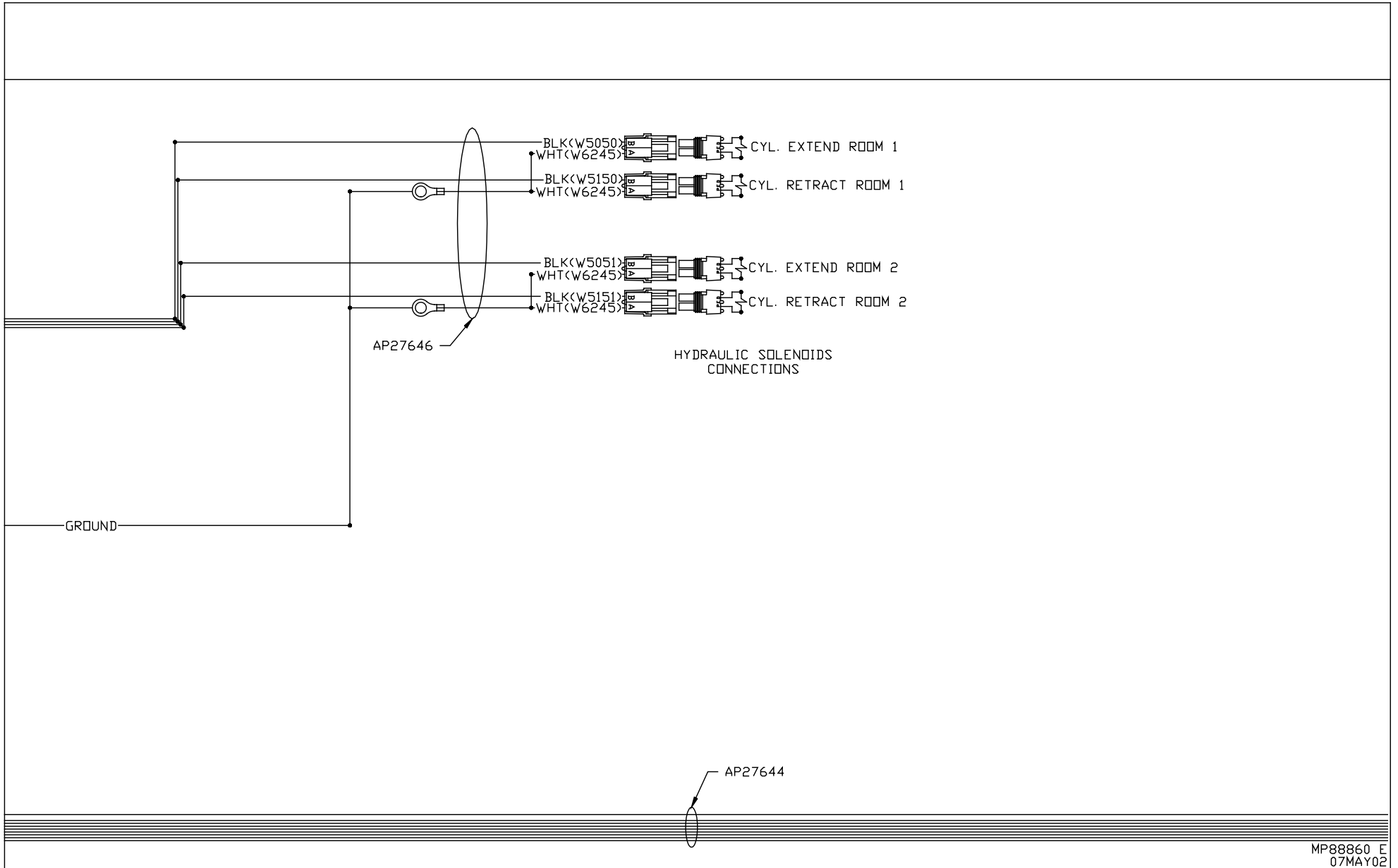
TO VOICE CIRCUIT

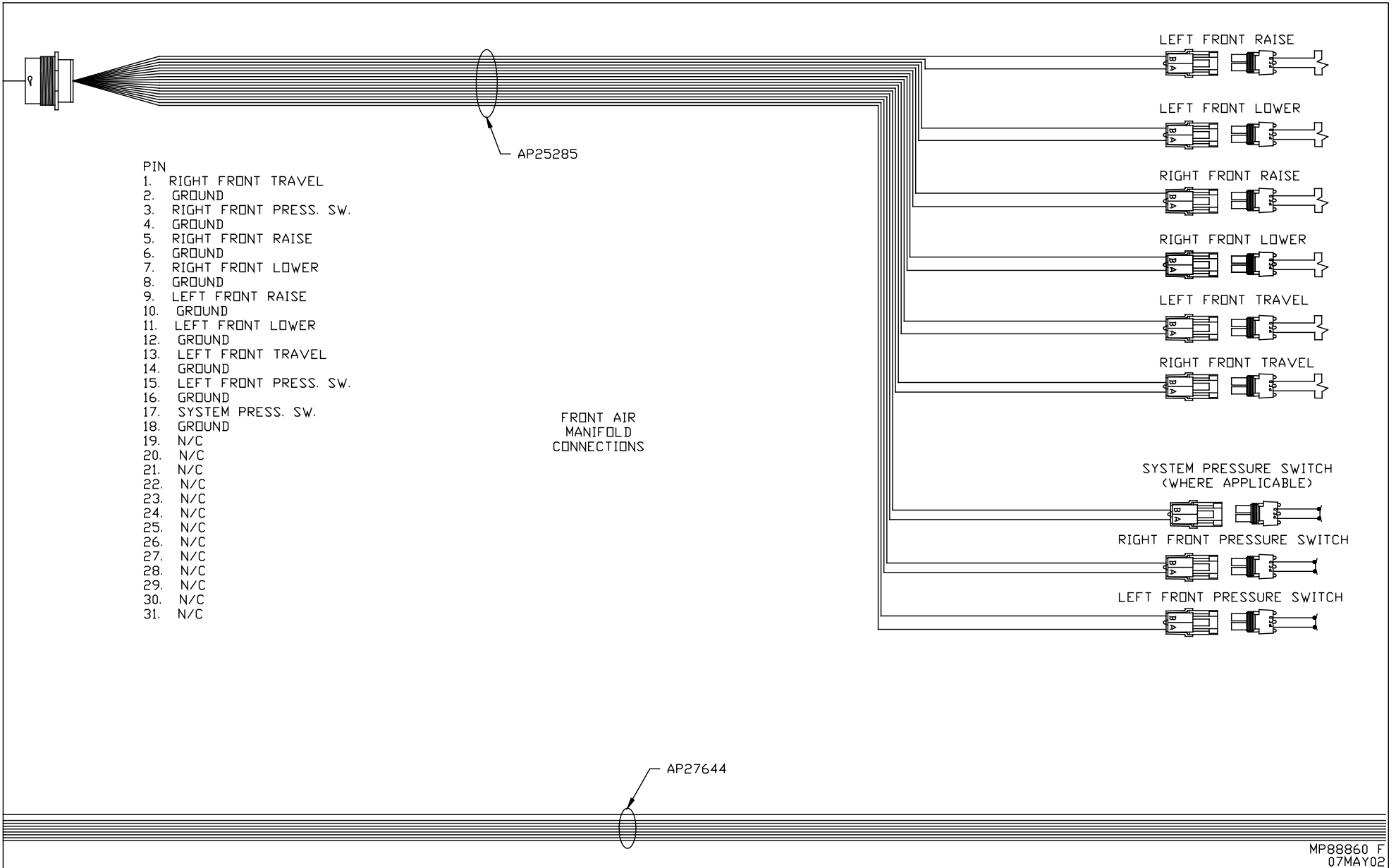
AP27641

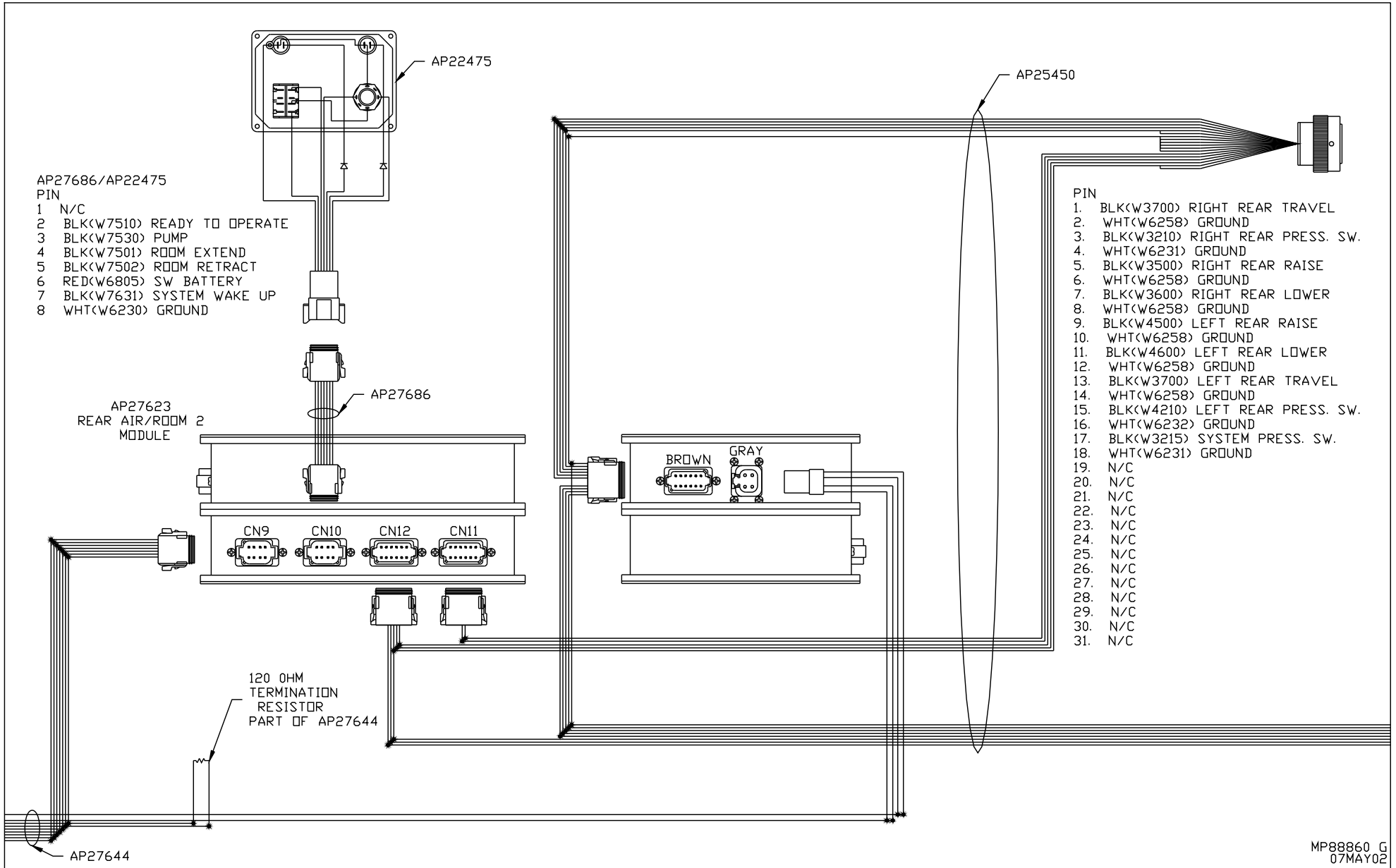
120 OHM
TERMINATION
RESISTOR
PART OF AP27720

AP27720











- PIN
1. RIGHT REAR TRAVEL
 2. GROUND
 3. RIGHT REAR PRESS. SW.
 4. GROUND
 5. RIGHT REAR RAISE
 6. GROUND
 7. RIGHT REAR LOWER
 8. GROUND
 9. LEFT REAR RAISE
 10. GROUND
 11. LEFT REAR LOWER
 12. GROUND
 13. LEFT REAR TRAVEL
 14. GROUND
 15. LEFT REAR PRESS. SW.
 16. GROUND
 17. SYSTEM PRESS. SW.
 18. GROUND
 19. N/C
 20. N/C
 21. N/C
 22. N/C
 23. N/C
 24. N/C
 25. N/C
 26. N/C
 27. N/C
 28. N/C
 29. N/C
 30. N/C
 31. N/C

AP25285

REAR AIR
MANIFOLD
CONNECTIONS

AP25450

LEFT REAR RAISE



LEFT REAR LOWER



RIGHT REAR RAISE



RIGHT REAR LOWER



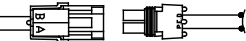
LEFT REAR TRAVEL



RIGHT REAR TRAVEL



SYSTEM PRESSURE SWITCH



RIGHT REAR PRESSURE SWITCH



LEFT REAR PRESSURE SWITCH



PIN

- 1. TAG RIGHT SIDE TRAVEL
- 2. GROUND
- 3. TAG RIGHT SIDE PRESS. SW.
- 4. GROUND
- 5. TAG LIFT
- 6. GROUND
- 7. TAG RIGHT SIDE DUMP
- 8. GROUND
- 9. TAG LIFT EXHAUST
- 10. GROUND
- 11. TAG LEFT SIDE DUMP
- 12. GROUND
- 13. TAG LEFT SIDE TRAVEL
- 14. GROUND
- 15. TAG LEFT SIDE PRESS. SW.
- 16. GROUND
- 17. N/C
- 18. N/C
- 19. N/C
- 20. N/C
- 21. N/C
- 22. N/C
- 23. N/C
- 24. N/C
- 25. N/C
- 26. N/C
- 27. N/C
- 28. N/C
- 29. N/C
- 30. N/C
- 31. N/C

TAG AXLE
AIR MANIFOLD
CONNECTIONS

