

			HWH I-80 EXIT 267 SOUTH RT 1 MOSCOW, IOWA 52760		
SCALE 1:3		DATE 06MAY02	DRAWN BY .		
			SYSTEM SCHEMATIC ELEC		
NO.	DATE	REVISION			
THE INFORMATION DISCLOSED ON THIS DRAWING IS CONFIDENTIAL AND MUST NOT BE DISCLOSED OR USED IN ANY MANNER WHICH WILL BE DETRIMENTAL TO THE HWH CORPORATION			DRAWING NUMBER MP88898 A/B		

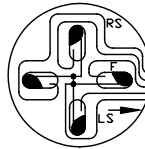
- P1 & P2
1. BLACK
 2. KEY PIN
 3. ORANGE
 4. BROWN
 5. RED
 6. PURPLE
 7. WHITE
 8. GREEN/BLACK
 9. NC
 10. YELLOW
 11. BLUE

- P5
1. WHT(W6235) GROUND
 2. BLK(W1000) LF WARN SW
 3. BLK(W2000) RF WARN SW
 4. BLK(W3000) RR WARN SW
 5. BLK(W4000) LR WARN SW
 6. KEY PIN
 7. BLK(W1200) LF PRESS SW
 8. BLK(W2200) RF PRESS SW
 9. BLK(W3200) RR PRESS SW
 10. BLK(W4200) LR PRESS SW

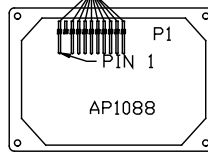
- P4
1. REAR SENSE (RED)
 2. RIGHT SIDE SENSE (GREEN)
 3. FRONT SENSE (BLACK)
 4. LEFT SIDE SENSE (YELLOW)
 5. GROUND (WHITE)

- P3
1. N/C
 2. N/C
 3. N/C
 4. BLK(W7699) WARN LIGHT/BUZZ
 5. KEY PIN
 6. N/C

TO GROUND STUD
ON CONTROL BOX.

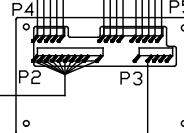


AP6798



AP1088

AP1195



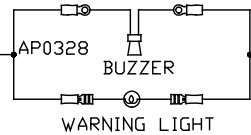
P4

P2

P3

P5

AP1127



WARNING LIGHT

BUZZER

AP0328

RED(W6121)

TO IGNITION

5 AMP

AP1127

BLK(W7699)

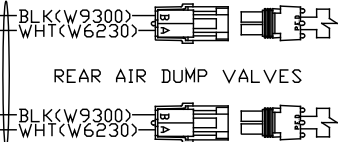
AP10627

FRONT AIR DUMP VALVE

REAR AIR DUMP VALVES

REAR AIR DUMP VALVES

FRONT AIR DUMP VALVE



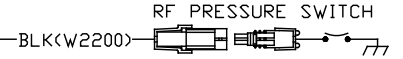
AP1948



BLK(W4200)



BLK(W3200)



BLK(W2200)



BLK(W1200)



BLK(W4000)

WHT(W6230)



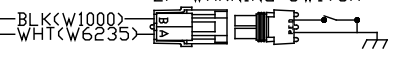
BLK(W3000)

WHT(W6235)



BLK(W2000)

WHT(W6235)



BLK(W1000)

WHT(W6235)