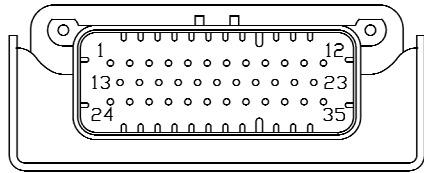


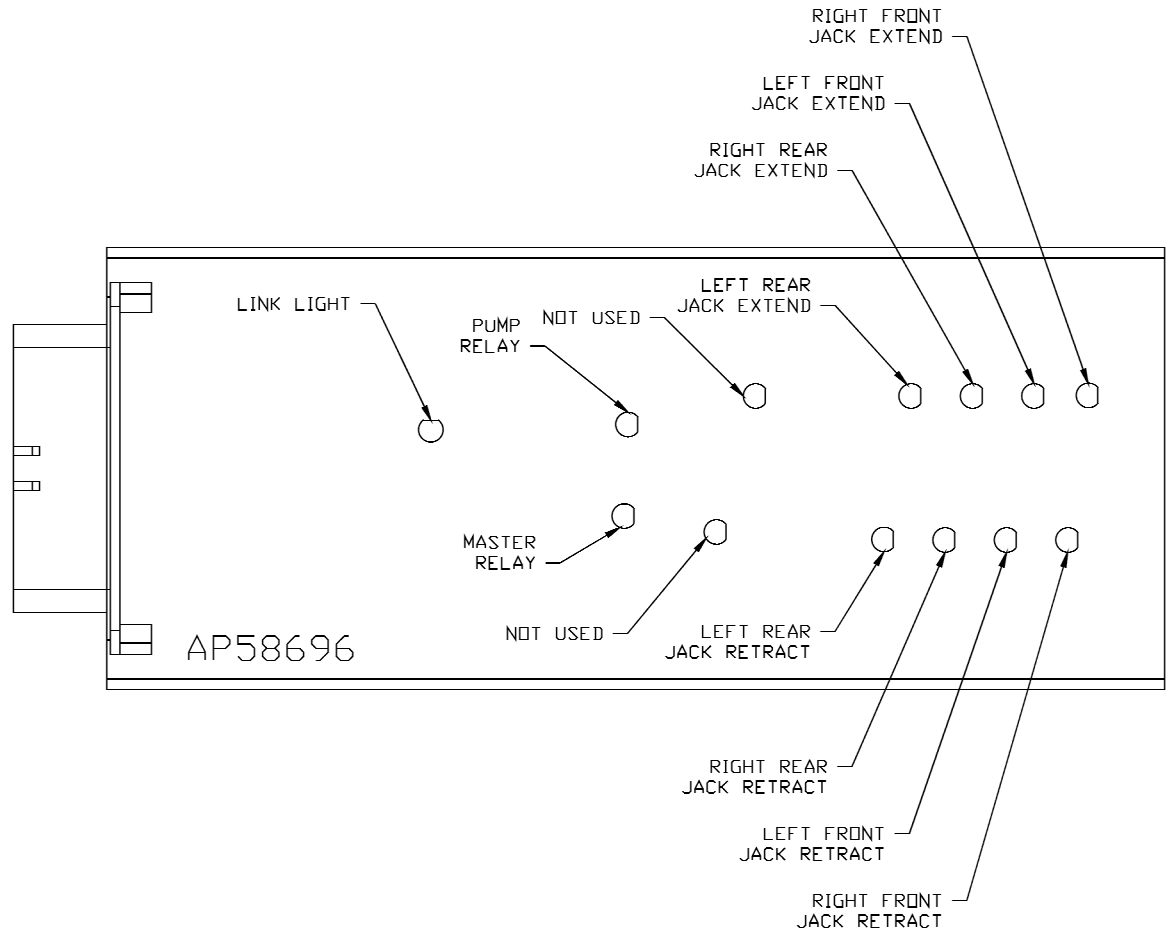
FRONT VIEW - AP58696



PIN


1. WHT<W6230> - GROUND
2. N/C
3. N/C
4. BLK<W0100> - LEFT SIDE SENSE
5. BLK<W0400> - REAR SENSE
6. BLK<W3000> - RIGHT REAR JACK WARNING SWITCH
7. BLK<W2200> - RIGHT FRONT JACK PRESSURE SWITCH
8. N/C
9. BLK<W8601> - PUMP REQUEST (IF USED)
10. N/C
11. WHT<W6235> - WARNING SWITCH GROUND
12. N/C
13. N/C
14. N/C
15. N/C
16. BLK<W0300> - RIGHT SIDE SENSE
17. BLK<W2000> - RIGHT FRONT JACK WARNING SWITCH
18. BLK<W1200> - LEFT FRONT JACK PRESSURE SWITCH
19. N/C
20. WHT<W6230> - TOUCH PANEL GROUND
21. N/C
22. YELLOW - CAN HIGH
23. GREEN - CAN LOW
24. N/C
25. BLK<W4200> - LEFT REAR JACK PRESSURE SWITCH
26. BLK<W8100> - 3000 LB. PRESSURE SWITCH
27. BLK<W0200> - FRONT SENSE
28. BLK<W1000> - LEFT FRONT JACK WARNING SWITCH
29. BLK<W4000> - LEFT REAR JACK WARNING SWITCH
30. BLK<W3200> - RIGHT REAR JACK PRESSURE SWITCH
31. N/C
32. WHT<W6231> - LEVEL SENSOR GROUND
33. RED<W6802> - LEVEL SENSOR POWER
34. RED<W6801> - TOUCH PANEL POWER
35. BLK<W6800> - SWITCHED BATTERY FROM PANEL

NOTE: WIRE NUMBERS ON THIS SHEET ARE REFERENCED TO HARNESS PLUGS.



		HWH		I-80 EXIT 267 SOUTH RT 1 MOSCOW, IDWA 52760	
		SCALE 1:3	DATE 02FEB23	DRAWN BY .	
		SYSTEM SCHEMATIC ELEC			
NO.	DATE	REVISION			
		THE INFORMATION DISCLOSED ON THIS DRAWING IS CONFIDENTIAL AND MUST NOT BE DISCLOSED OR USED IN ANY MANNER WHICH WILL BE DETRIMENTAL TO THE HWH CORPORATION			
				DRAWING NUMBER MP91622 A/C	

NOTE: INSTALLATION MUST CONFORM TO GOOD SHOP PRACTICES, SAE STANDARDS, RVIA STANDARDS, AND OTHER APPLICABLE STANDARDS.



NOTE: INSTALLATION MUST CONFORM TO GOOD SHOP PRACTICES, SAE STANDARDS, RVIA STANDARDS, AND OTHER APPLICABLE STANDARDS.

MP91622 B
02FEB23

