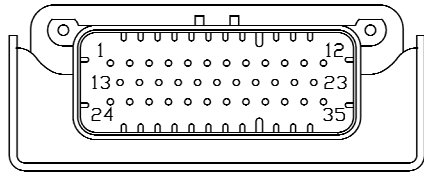


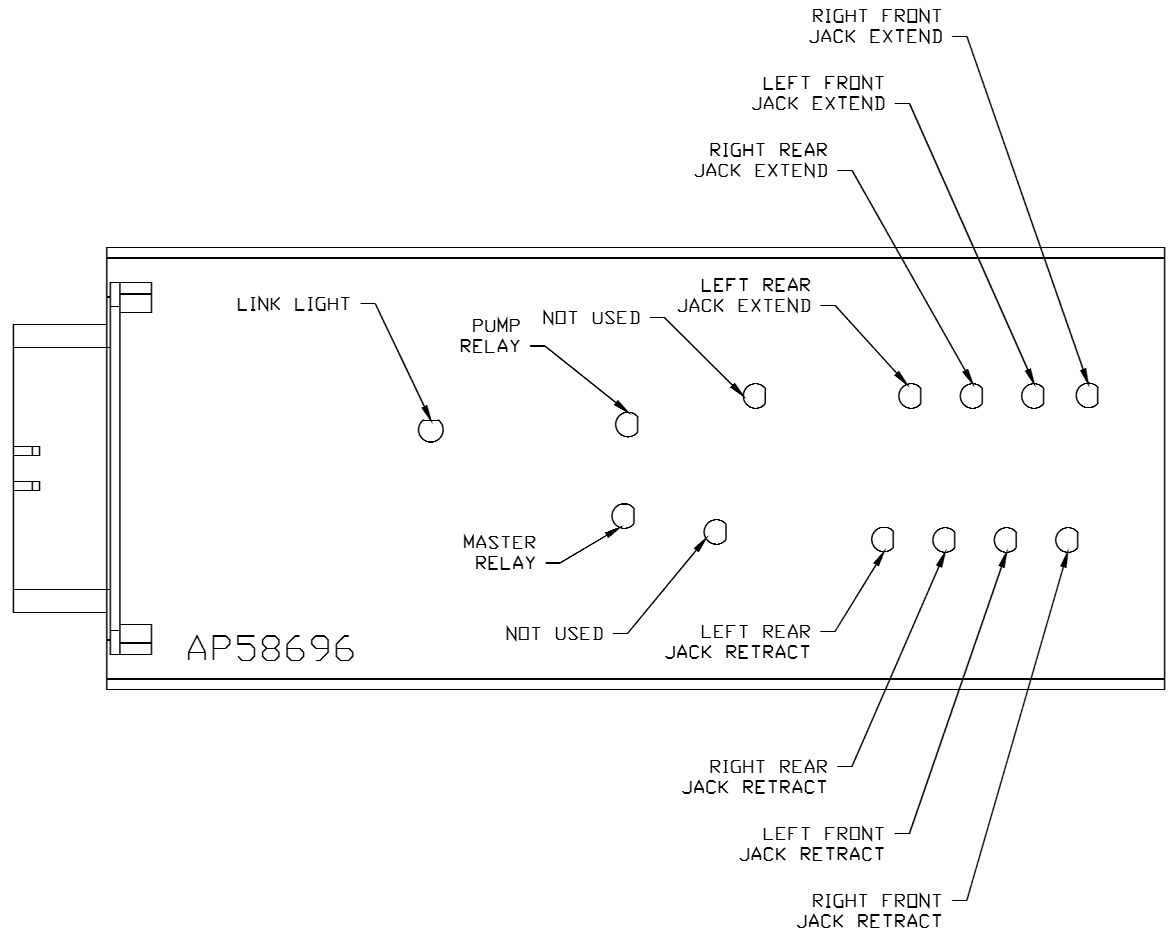
FRONT VIEW - AP58696



PIN

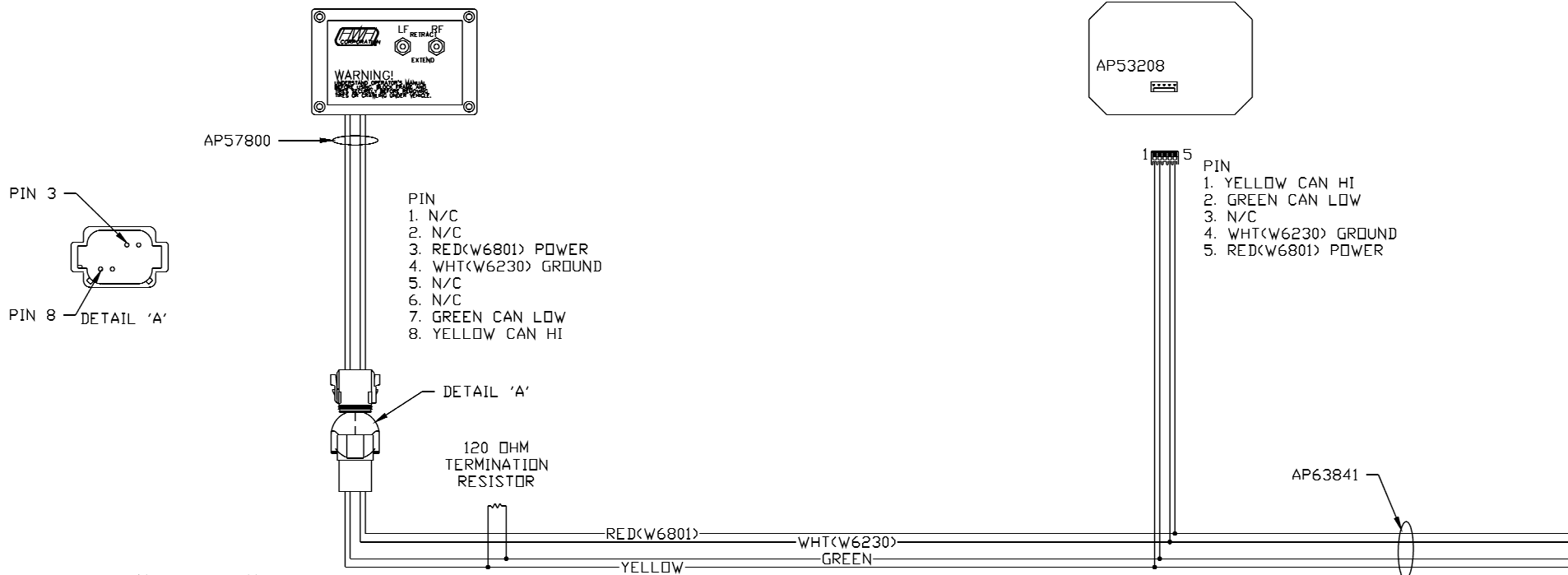
1. WHT<W6230> - GROUND
2. N/C
3. N/C
4. BLK<W0100> - LEFT SIDE SENSE
5. BLK<W0400> - REAR SENSE
6. BLK<W3000> - RIGHT REAR JACK WARNING SWITCH
7. BLK<W2200> - RIGHT FRONT JACK PRESSURE SWITCH
8. N/C
9. BLK<W8601> - PUMP REQUEST (IF USED)
10. N/C
11. WHT<W6235> - WARNING SWITCH GROUND
12. N/C
13. N/C
14. N/C
15. N/C
16. BLK<W0300> - RIGHT SIDE SENSE
17. BLK<W2000> - RIGHT FRONT JACK WARNING SWITCH
18. BLK<W1200> - LEFT FRONT JACK PRESSURE SWITCH
19. N/C
20. WHT<W6230> - TOUCH PANEL GROUND
21. N/C
22. YELLOW - CAN HIGH
23. GREEN - CAN LOW
24. N/C
25. BLK<W4200> - LEFT REAR JACK PRESSURE SWITCH
26. BLK<W8100> - 3000 LB. PRESSURE SWITCH
27. BLK<W0200> - FRONT SENSE
28. BLK<W1000> - LEFT FRONT JACK WARNING SWITCH
29. BLK<W4000> - LEFT REAR JACK WARNING SWITCH
30. BLK<W3200> - RIGHT REAR JACK PRESSURE SWITCH
31. N/C
32. WHT<W6231> - LEVEL SENSOR GROUND
33. RED<W6802> - LEVEL SENSOR POWER
34. RED<W6801> - TOUCH PANEL POWER
35. BLK<W6800> - SWITCHED BATTERY FROM PANEL

NOTE: WIRE NUMBERS ON THIS SHEET ARE REFERENCED TO HARNESS PLUGS.



NOTE: INSTALLATION MUST CONFORM TO GOOD SHOP PRACTICES, SAE STANDARDS, RVIA STANDARDS, AND OTHER APPLICABLE STANDARDS.

| | | | | | |
|--|------|------------------------------|--------------|--|--|
| | | HWH | | I-80 EXIT 267 SOUTH RT 1 MOSCOW, IOWA 52760 | |
| | | SCALE 1:3 | DATE 18SEP23 | DRAWN BY . | |
| | | SYSTEM SCHEMATIC ELEC | | | |
| NO. | DATE | REVISION | | | |
| THE INFORMATION DISCLOSED ON THIS DRAWING IS CONFIDENTIAL AND MUST NOT BE DISCLOSED OR USED IN ANY MANNER WHICH WILL BE DETRIMENTAL TO THE HWH CORPORATION | | | | DRAWING NUMBER MP91633 A/C | |



NOTE: INSTALLATION MUST CONFORM TO GOOD SHOP PRACTICES, SAE STANDARDS, RVIA STANDARDS, AND OTHER APPLICABLE STANDARDS.

