

# The HWH® SpaceMaker® Dual-Cylinder “Rail” Hydraulic Room Extension (with HWH Synchronizing Cylinder)

Thoughtfully designed and manufactured components, especially the ones you don't normally see, can make all the difference when it's time to enjoy your RV experience. Now you can power your RV room extension with an HWH hydraulic extension mechanism that features the same rugged construction, thorough engineering and top grade materials that have made HWH the undisputed leader in RV leveling systems.

The room extension mechanism is critically important. If the dimensions of a room are even slightly off, the room may only seal completely in the extended position or the retracted position, but not in both positions. The **HWH Synchronizing Cylinder** allows the room to be out of square as much as one inch, yet still seal completely when either extended or retracted. The extension hydraulics provide precise compression on the room seals, so your room extension closes with the solid “thunk” of a refrigerator door. And the cylinder stroke can be adjusted in either direction, so your room extension will continue to seal even as your motorhome ages.

If dependability and long product life are important to you, ask for **HWH brand hydraulic room extension mechanisms** at the same time you specify **HWH hydraulic levelers** for your RV.



*Taking you to the next level.*

(On I-80, Exit 267 South)

2096 Moscow Road | Moscow, Iowa 52760

Phone: (800)321-3494 or (563)724-3396 | Fax: (563)724-3408


Web: [www.hwh.com](http://www.hwh.com)



**The HWH Hydraulic Cylinders** are located inside of the two rails.

**Room Extension Mechanism Assembly**  
(Mounted Under The Floor)

**The HWH Synchronizing Cylinder** controls the simultaneous extension & retraction of the dual hydraulic cylinders (shown above) and allows for **smooth, even extension & retraction of the room.**

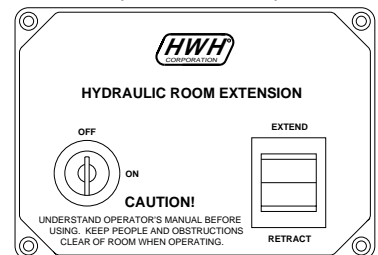


**The HWH Synchronizing Cylinder** can be mounted so that it **doesn't take away from under floor storage space.**

**HWH Synchronizing Cylinder**  
(Can Be Located To Maximize Storage Space)

## SpaceMaker® Control Panel

The HWH SpaceMaker® is operated with the use of a momentary switch. \*To operate, simply insert the key into the ON/OFF Key Switch and turn key to the “ON” position. Then, press the Momentary Switch in the “EXTEND” position until the room is extended to the desired position. To complete the process, turn the key to the “OFF” position and remove. To retract the room, simply reverse the operations.

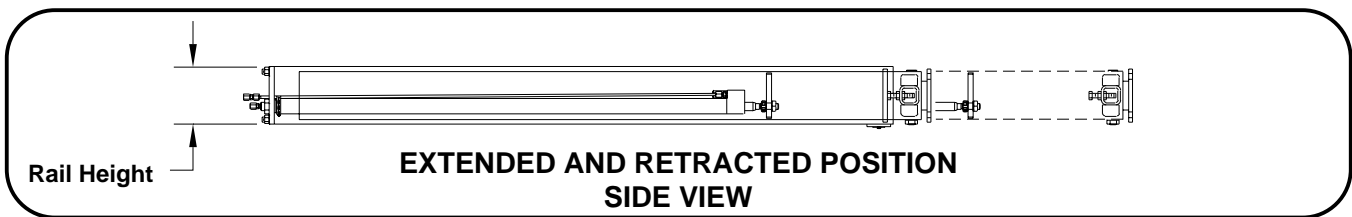
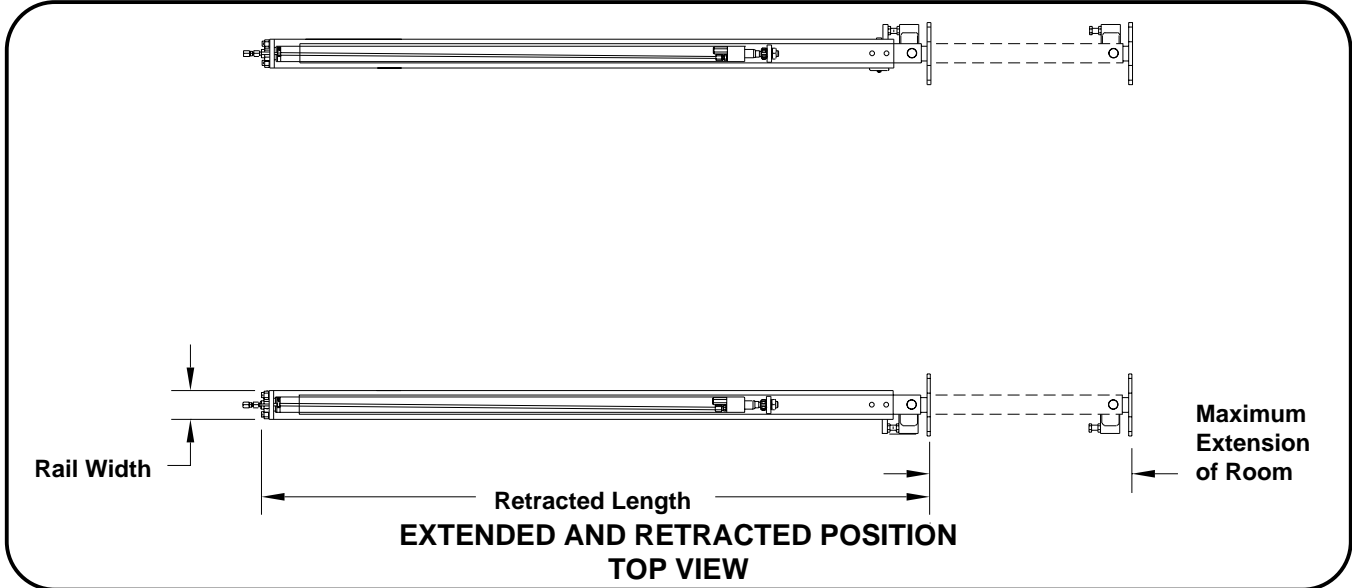


\* Please read the entire HWH Operator's Manual for complete operating instructions.

See Reverse Side For Specifications →

# Specifications

## The HWH® SpaceMaker® : Dual Cylinder "Rail" Room Extension (With HWH Synchronizing Cylinder)



### 4" Rail Room Extension

<b>WEIGHTS (lbs.)</b>	
Mechanism Assembly	164.00
Pump *	14.20
<b>Gross Weight *</b>	<b>178.20</b>

<b>DIMENSIONS (in.)</b>	
Rail Width	3.00
Rail Height	4.00
Retracted Length	69.65
<b>Max. Extension of Room</b>	<b>38.00</b>

<b>LOAD per RAIL ** (lbs.)</b>	
@ 22" Extension	1,000.00
@ 38" Extension	500.00

<b>FORCE per CYLINDER (lbs.)</b>	
Max. Extending	2,100.00
Max. Retracting	2,100.00

<b>PRIMARY APPLICATIONS</b>	
Any Suitable Room	Below Floor

### 6" Rail Room Extension

<b>WEIGHTS (lbs.)</b>	
Mechanism Assembly	212.00
Pump *	14.20
<b>Gross Weight *</b>	<b>226.20</b>

<b>DIMENSIONS (in.)</b>	
Rail Width	3.00
Rail Height	6.00
Retracted Length	69.65
<b>Max. Extension of Room</b>	<b>38.00</b>

<b>LOAD per RAIL ** (lbs.)</b>	
@ 38" Extension	1,000.00

<b>FORCE per CYLINDER (lbs.)</b>	
Max. Extending	2,100.00
Max. Retracting	2,100.00

<b>PRIMARY APPLICATIONS</b>	
Any Suitable Room	Below Floor

\* If coach is equipped with an HWH Leveling System, pump is included.

\*\* Load includes all occupants, cargo, and permanent fixtures resting on room.