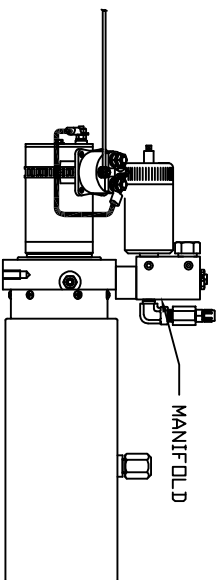
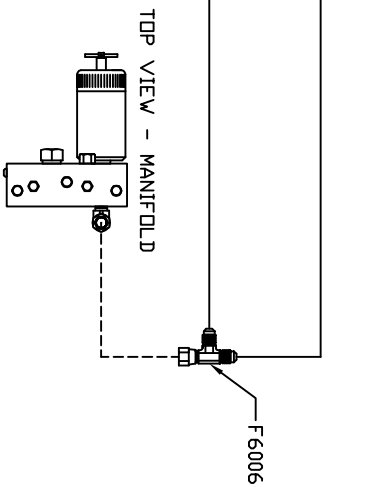
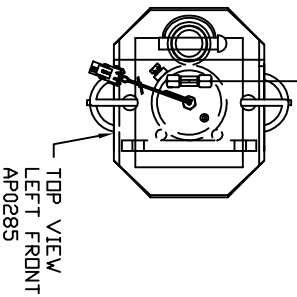
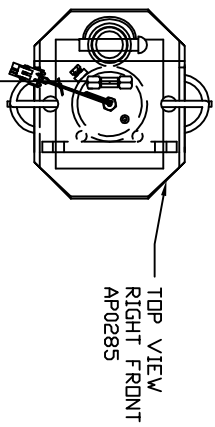


ORIENTATION
FRONT



SIDE VIEW PUMP/MANIFOLD-AP12592
LOCATION AND ORIENTATION OF
PUMP/MANIFOLD ASSEMBLY WILL
DIFFER DEPENDING UPON O.E.M.

NOTE: SOME SYSTEMS MAY USE AP33104 POWER UNIT.
 Ⓐ AP1412 HOSE ASSY .25" x 84"
 Ⓑ AP4159 HOSE ASSY .25" x 72"

LEVELING SYSTEM: AP14889

NO.	DATE	UPDATED TO STANDARDS	REVISION
1	17AUG05	UPDATED TO STANDARDS	

HWH		1-80 EXIT 267 SOUTH	
RT 1 MOSCOW, IDWA 52760			
SCALE 1:6	DATE 03APR98	DRAWN BY .	
HYD CONN DIAGRAM			
FEATHERLITE			DRAWING NUMBER
			MP69008

THE INFORMATION DISCLOSED ON THIS DRAWING IS CONFIDENTIAL AND MUST NOT BE DISCLOSED OR USED IN ANY MANNER WHICH WILL BE DETRIMENTAL TO THE HWH CORPORATION