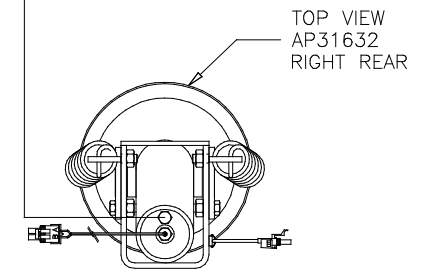
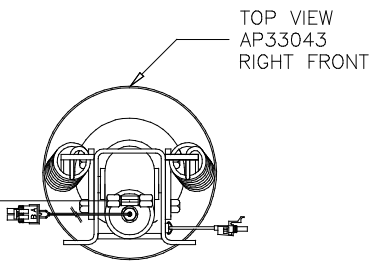
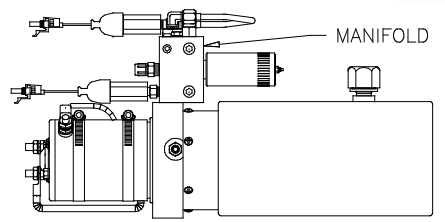
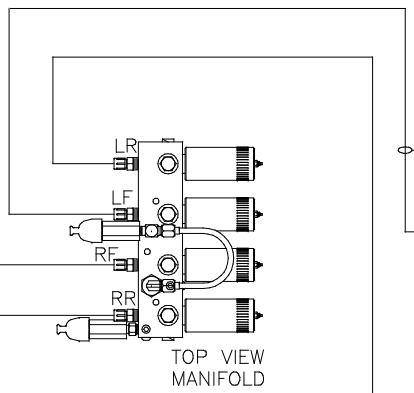
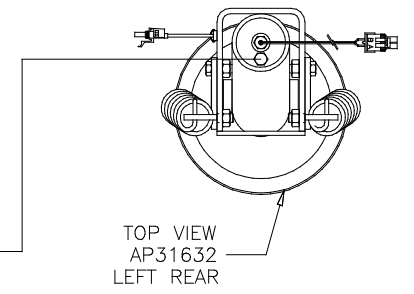
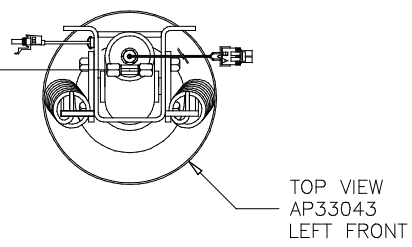


ORIENTATION
 ← FRONT



- Ⓐ AP2464 HOSE ASSY .25" x 324"
- Ⓑ AP4730 HOSE ASSY .25" x 356"
- Ⓒ AP6115 HOSE ASSY .25" x 168"
- Ⓓ AP4827 HOSE ASSY .25" x 144"

CROSS TIES REQUIRED FOR
 FRONT AND REAR JACKS



LOCATION AND ORIENTATION OF
 PUMP/MANIFOLD ASSEMBLY MAY
 DIFFER DEPENDING UPON O.E.M.

LEVELING SYSTEM: AP36701

NO.	DATE	REVISION

HWH 1-80 EXIT 267 SOUTH
 RT 1 MOSCOW, IOWA 52760

SCALE 1:6 DATE 07OCT05 DRAWN BY .

HYD CONN DIAGRAM

THE INFORMATION DISCLOSED ON THIS DRAWING IS CONFIDENTIAL AND MUST NOT BE DISCLOSED OR USED IN ANY MANNER WHICH WILL BE DETRIMENTAL TO THE HWH CORPORATION

WAKERLEY DRAWING NUMBER
 MP69493