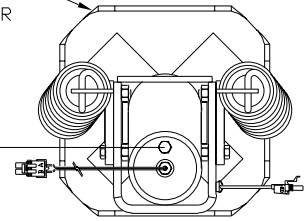
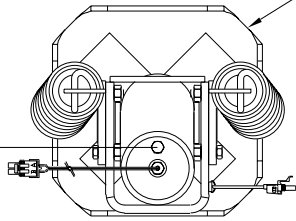


ORIENTATION
← FRONT

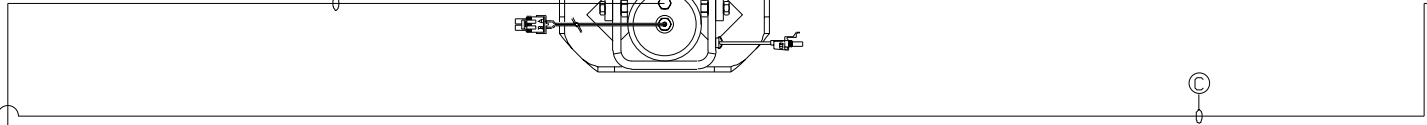
TOP VIEW
AP38147
RIGHT FRONT

TOP VIEW
AP38147
RIGHT REAR



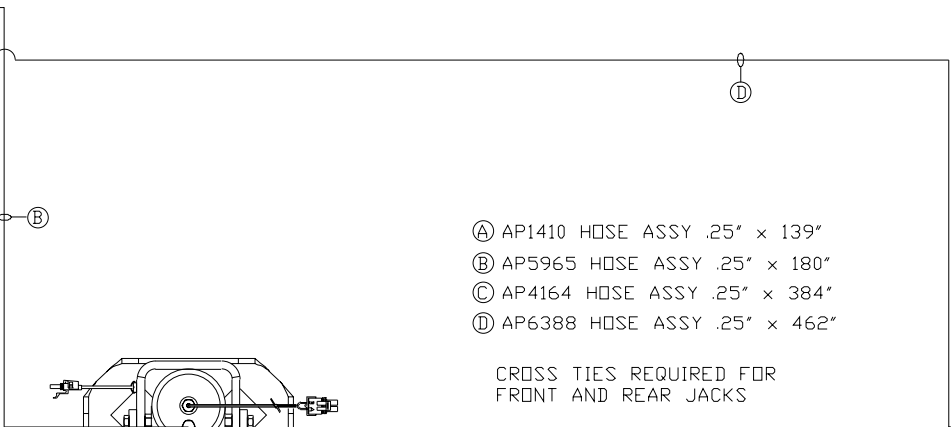
Ⓐ

Ⓒ



Ⓑ

Ⓓ

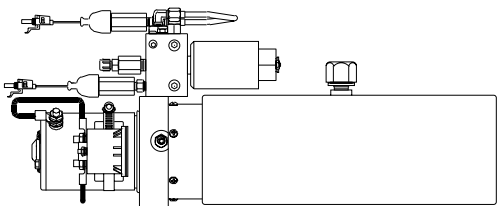
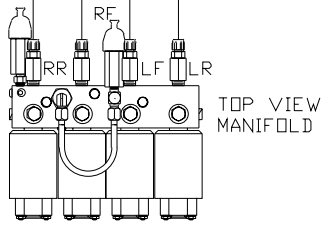
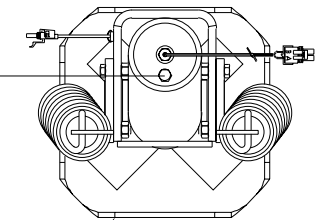
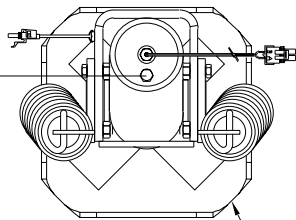


- Ⓐ AP1410 HOSE ASSY .25" x 139"
- Ⓑ AP5965 HOSE ASSY .25" x 180"
- Ⓒ AP4164 HOSE ASSY .25" x 384"
- Ⓓ AP6388 HOSE ASSY .25" x 462"

CROSS TIES REQUIRED FOR
FRONT AND REAR JACKS

TOP VIEW
AP38147
LEFT FRONT

TOP VIEW
AP38147
LEFT REAR



SIDE VIEW PUMP/MANIFOLD-AP36195
LOCATION AND ORIENTATION OF
PUMP/MANIFOLD ASSEMBLY WILL
DIFFER DEPENDING UPON O.E.M.

NO.	DATE	REVISION

HWH I-80 EXIT 267 SOUTH
RT 1 MOSCOW, IOWA 52760

SCALE 1:6 DATE 14JAN09 DRAWN BY .

HYD CONN DIAGRAM

NOTE: INSTALLATION MUST CONFORM TO GOOD SHOP PRACTICES, SAE STANDARDS, RVIA STANDARDS, AND OTHER APPLICABLE STANDARDS.

LEVELING SYSTEM: AP44043

THE INFORMATION DISCLOSED ON THIS DRAWING IS CONFIDENTIAL AND MUST NOT BE DISCLOSED OR USED IN ANY MANNER WHICH WILL BE DETRIMENTAL TO THE HWH CORPORATION

ARMOR MOBILE

DRAWING NUMBER
MP70104