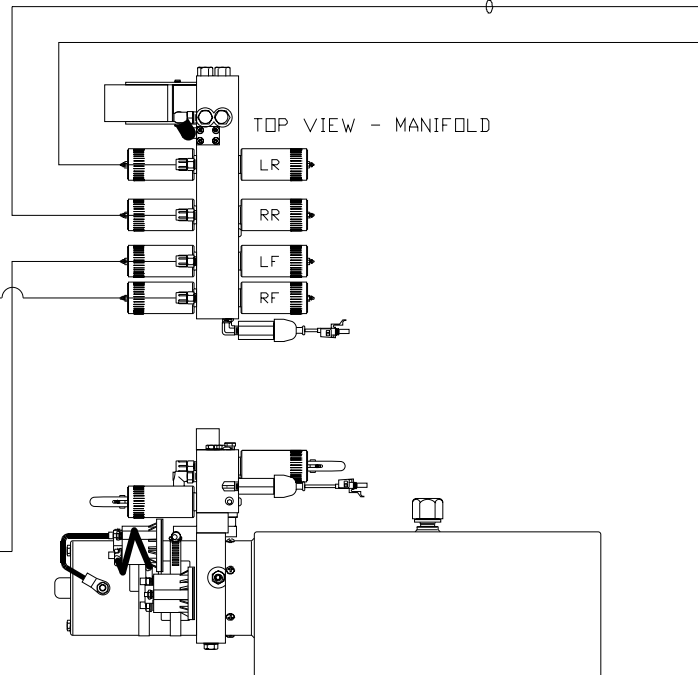
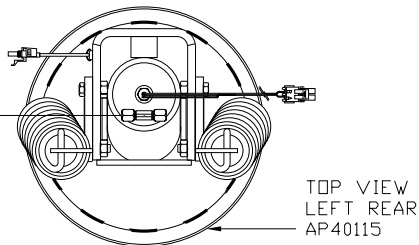
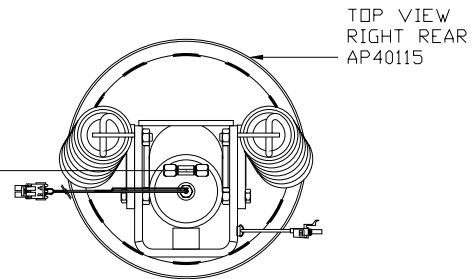
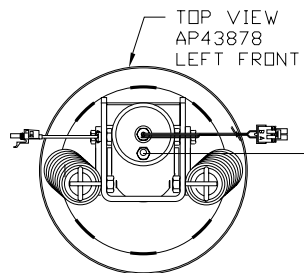
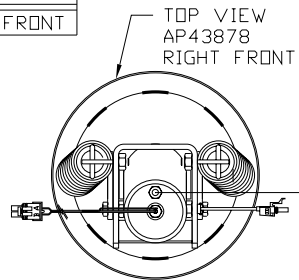


ORIENTATION

← FRONT



TOP VIEW - MANIFOLD

SIDE VIEW PUMP/MANIFOLD-AP45989

LOCATION AND ORIENTATION OF PUMP/MANIFOLD ASSEMBLY WILL DIFFER DEPENDING UPON O.E.M.

- Ⓐ AP2464 HOSE ASSY .25" x 324"
- Ⓑ AP5924 HOSE ASSY .25" x 228"
- Ⓒ AP4729 HOSE ASSY .25" x 280"
- Ⓓ AP5965 HOSE ASSY .25" x 180"

NOTE: CROSS TIES REQUIRED FOR FRONT AND REAR JACKS

NOTE: INSTALLATION MUST CONFORM TO GOOD SHOP PRACTICES, SAE STANDARDS, RVIA STANDARDS, AND OTHER APPLICABLE STANDARDS.

LEVELING SYSTEM: AP46141

NO.	DATE	REVISION

THE INFORMATION DISCLOSED ON THIS DRAWING IS CONFIDENTIAL AND MUST NOT BE DISCLOSED OR USED IN ANY MANNER WHICH WILL BE DETRIMENTAL TO THE HWH CORPORATION

HWH I-80 EXIT 267 SOUTH
RT 1 MOSCOW, IOWA 52760

SCALE 1:6 DATE 09MAR10 DRAWN BY .

HYD CONN DIAGRAM

FARBER DRAWING NUMBER MP70237