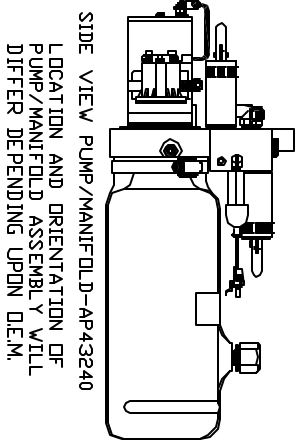
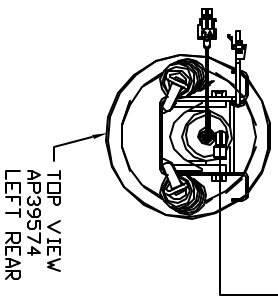
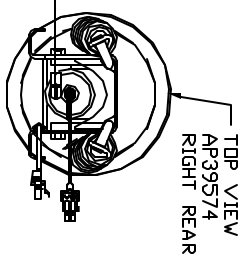
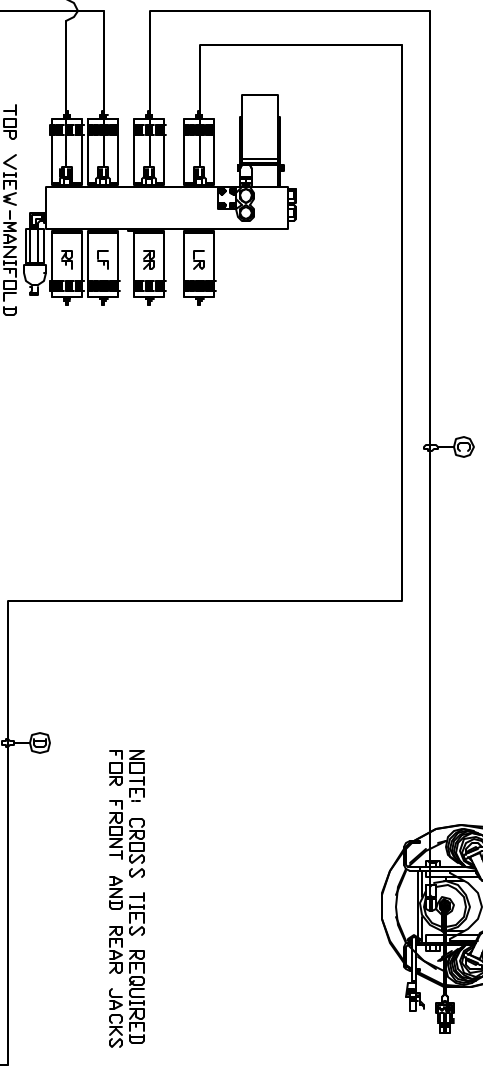
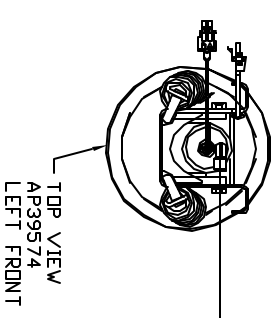
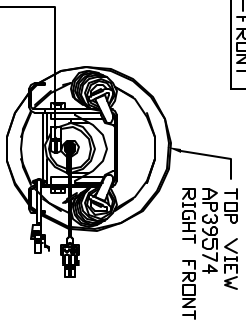


ORIENTATION
FRONT



- Ⓐ AP4827 HOSE ASSY .25" X 144'
- Ⓑ AP1412 HOSE ASSY .25" X 84'
- Ⓒ AP4163 HOSE ASSY .25" X 360'
- Ⓓ AP2464 HOSE ASSY .25" X 324'

NOTE: INSTALLATION MUST CONFORM TO GOOD SHOP PRACTICES, SAE STANDARDS, RVIA STANDARDS, AND OTHER APPLICABLE STANDARDS.

LEVELING SYSTEM: AP46492

NO.	DATE	REVISION

THE INFORMATION DISCLOSED IN THIS DRAWING IS CONFIDENTIAL AND MUST NOT BE DISCLOSED OR USED IN ANY MANNER WHICH WILL BE DETRIMENTAL TO THE IHH CORPORATION

HWH 1-80 EXIT 267 SOUTH
RT 1 MOSCOW, IDVA 52760

SCALE 1:6 DATE 26APR10 DRAWN BY .

HYD CONN DIAGRAM

TITAN TRAILERS DRAWING NUMBER MP70263