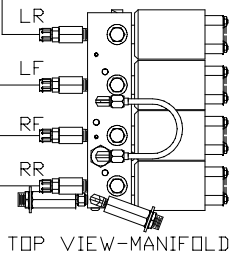
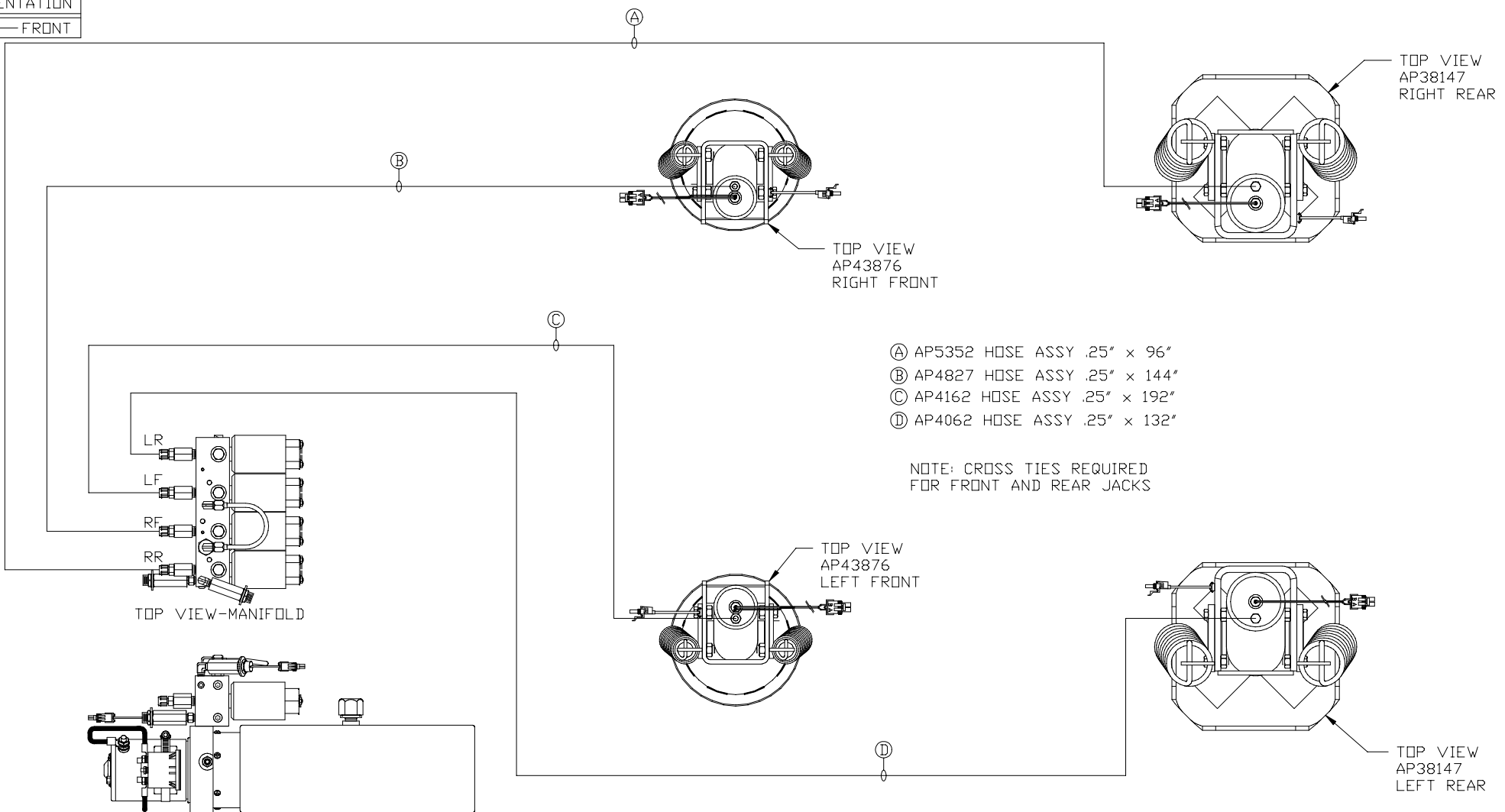
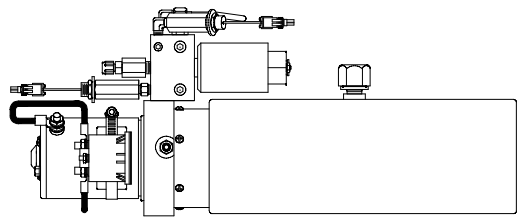


ORIENTATION  
 ← FRONT



TOP VIEW-MANIFOLD



SIDE VIEW PUMP/MANIFOLD-AP36195

LOCATION AND ORIENTATION OF PUMP/MANIFOLD ASSEMBLY WILL DIFFER DEPENDING UPON O.E.M.

- Ⓐ AP5352 HOSE ASSY .25" x 96"
- Ⓑ AP4827 HOSE ASSY .25" x 144"
- Ⓒ AP4162 HOSE ASSY .25" x 192"
- Ⓓ AP4062 HOSE ASSY .25" x 132"

NOTE: CROSS TIES REQUIRED FOR FRONT AND REAR JACKS

NOTE: INSTALLATION MUST CONFORM TO GOOD SHOP PRACTICES, SAE STANDARDS, RVIA STANDARDS, AND OTHER APPLICABLE STANDARDS.

LEVELING SYSTEM: AP48221

NO.	DATE	REVISION

THE INFORMATION DISCLOSED ON THIS DRAWING IS CONFIDENTIAL AND MUST NOT BE DISCLOSED OR USED IN ANY MANNER WHICH WILL BE DETRIMENTAL TO THE HWH CORPORATION

<b>HWH</b>		I-80 EXIT 267 SOUTH RT 1 MOSCOW, IOWA 52760	
SCALE 1:6	DATE 07MAR11	DRAWN BY .	
<b>HYD CONN DIAGRAM</b>			
<b>OBS, INC.</b>			DRAWING NUMBER MP70388