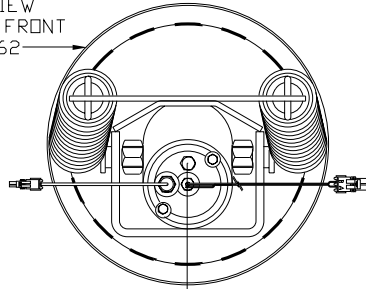


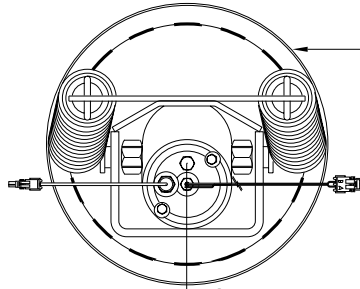
ORIENTATION

← FRONT

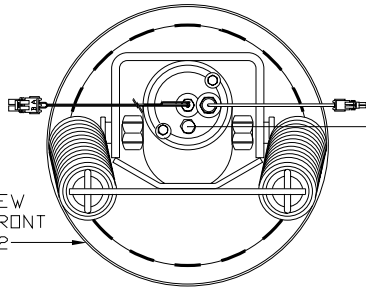
TOP VIEW
RIGHT FRONT
AP37562



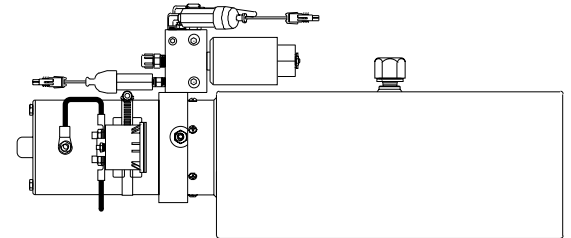
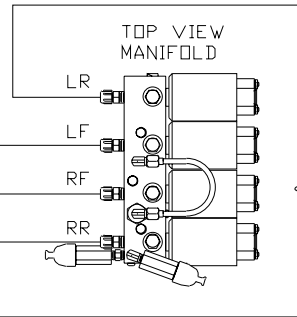
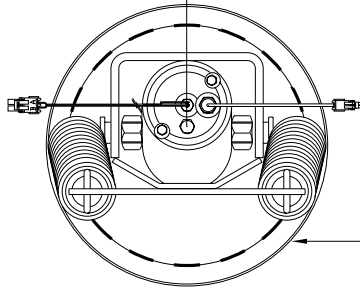
TOP VIEW
RIGHT REAR
AP37562



TOP VIEW
LEFT FRONT
AP37562



TOP VIEW
LEFT REAR
AP37562



SIDE VIEW PUMP/MANIFOLD-AP34566
LOCATION AND ORIENTATION OF
PUMP/MANIFOLD ASSEMBLY MAY
DIFFER DEPENDING UPON O.E.M.

CROSS-TIES REQUIRED FOR
STRAIGHT-ACTING JACKS
ON BOTH FRONT AND REAR.

- (A) AP42093 HOSE ASSY .313" x 276"
- (B) AP22313 HOSE ASSY .313" x 192"
- (C) AP19013 HOSE ASSY .313" x 180"
- (D) AP8383 HOSE ASSY .313" x 96"

NOTE: INSTALLATION MUST CONFORM TO GOOD SHOP PRACTICES, SAE
STANDARDS, RVIA STANDARDS, AND OTHER APPLICABLE STANDARDS.

LEVELING SYSTEM: AP50112

NO.	DATE	REVISION

THE INFORMATION DISCLOSED ON THIS DRAWING IS CONFIDENTIAL AND MUST NOT BE DISCLOSED OR USED IN ANY MANNER WHICH WILL BE DETRIMENTAL TO THE HWH CORPORATION

HWH I-80 EXIT 267 SOUTH
RT 1 MOSCOW, IOWA 52760

SCALE 1:6 DATE 10APR12 DRAWN BY .

HYD CONN DIAGRAM

FRONTLINE DRAWING NUMBER
MP70525