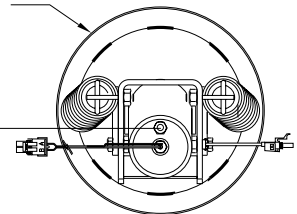


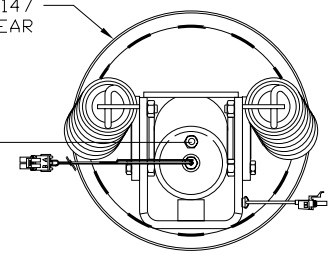
ORIENTATION

← FRONT

TOP VIEW  
AP43878  
RIGHT FRONT

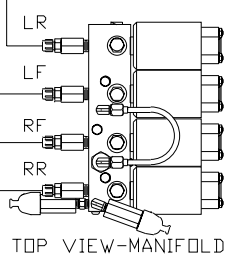


TOP VIEW  
AP38147  
RIGHT REAR



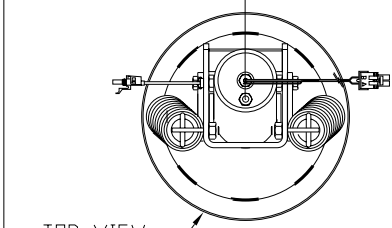
- Ⓐ AP6117 HOSE ASSY .25" x 432"
- Ⓑ AP4162 HOSE ASSY .25" x 192"
- Ⓒ AP4827 HOSE ASSY .25" x 144"
- Ⓓ AP2465 HOSE ASSY .25" x 348"

NOTE: CROSS TIES REQUIRED  
FOR FRONT AND REAR JACKS

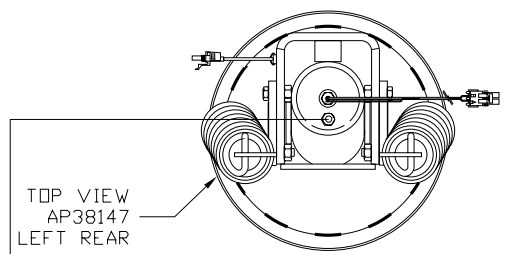


TOP VIEW-MANIFOLD

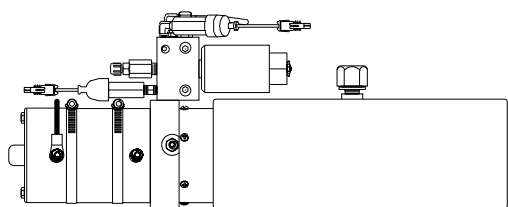
Ⓒ



TOP VIEW  
AP43878  
LEFT FRONT



TOP VIEW  
AP38147  
LEFT REAR



SIDE VIEW PUMP/MANIFOLD-AP36394

LOCATION AND ORIENTATION OF  
PUMP/MANIFOLD ASSEMBLY WILL  
DIFFER DEPENDING UPON O.E.M.

NOTE: INSTALLATION MUST CONFORM TO GOOD SHOP PRACTICES, SAE  
STANDARDS, RVIA STANDARDS, AND OTHER APPLICABLE STANDARDS.

LEVELING SYSTEM: AP49008

NO.	DATE	REVISION

THE INFORMATION DISCLOSED ON THIS DRAWING IS CON-  
FIDENTIAL AND MUST NOT BE DISCLOSED OR USED IN ANY  
MANNER WHICH WILL BE DETRIMENTAL TO THE HWH CORPORATION

HWH I-80 EXIT 267 SOUTH  
RT 1 MOSCOW, IOWA 52760

SCALE 1:6 DATE 17MAY12 DRAWN BY .

HYD CONN DIAGRAM

ALT INTER CORP DRAWING NUMBER  
MP70533