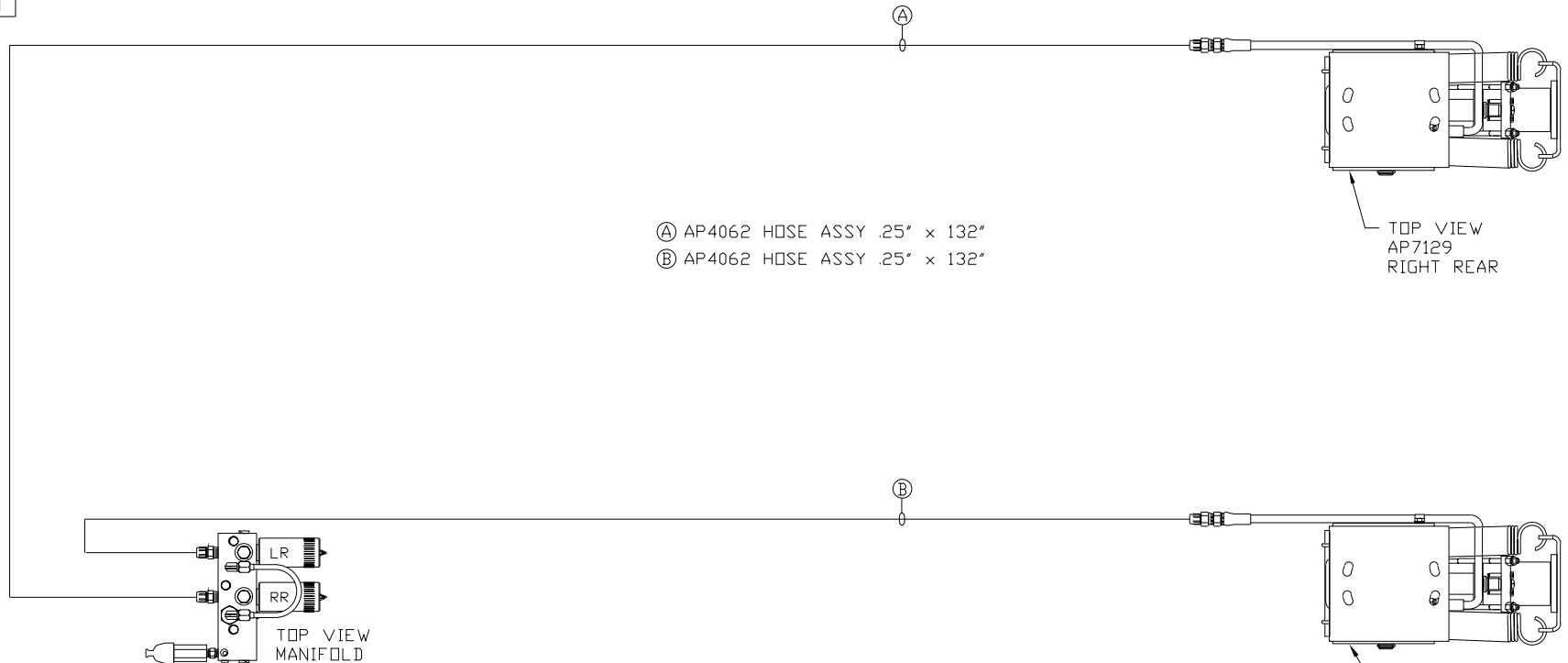
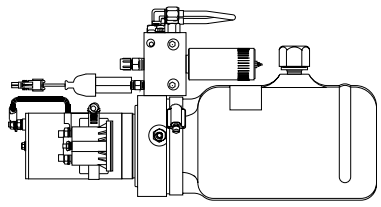
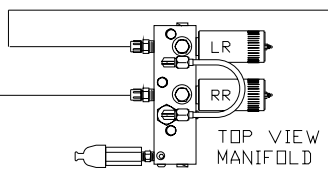


ORIENTATION

← FRONT

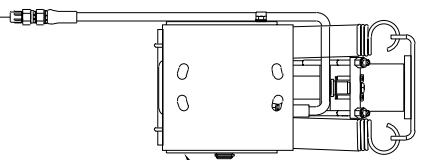
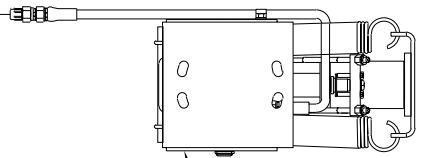


- Ⓐ AP4062 HOSE ASSY .25" x 132"
- Ⓑ AP4062 HOSE ASSY .25" x 132"



SIDE VIEW PUMP/MANIFOLD-AP43230

LOCATION AND ORIENTATION OF PUMP/MANIFOLD ASSEMBLY WILL DIFFER DEPENDING UPON O.E.M.



		HWH		I-80 EXIT 267 SOUTH RT 1 MOSCOW, IOWA 52760	
		SCALE 1:6	DATE 31MAY12	DRAWN BY .	
		HYD CONN DIAGRAM			
NO.	DATE	REVISION			
		SAT-COMM		DRAWING NUMBER MP70541	

NOTE: INSTALLATION MUST CONFORM TO GOOD SHOP PRACTICES, SAE STANDARDS, RVIA STANDARDS, AND OTHER APPLICABLE STANDARDS. LEVELING SYSTEM: AP50381

THE INFORMATION DISCLOSED ON THIS DRAWING IS CONFIDENTIAL AND MUST NOT BE DISCLOSED OR USED IN ANY MANNER WHICH WILL BE DETRIMENTAL TO THE HWH CORPORATION