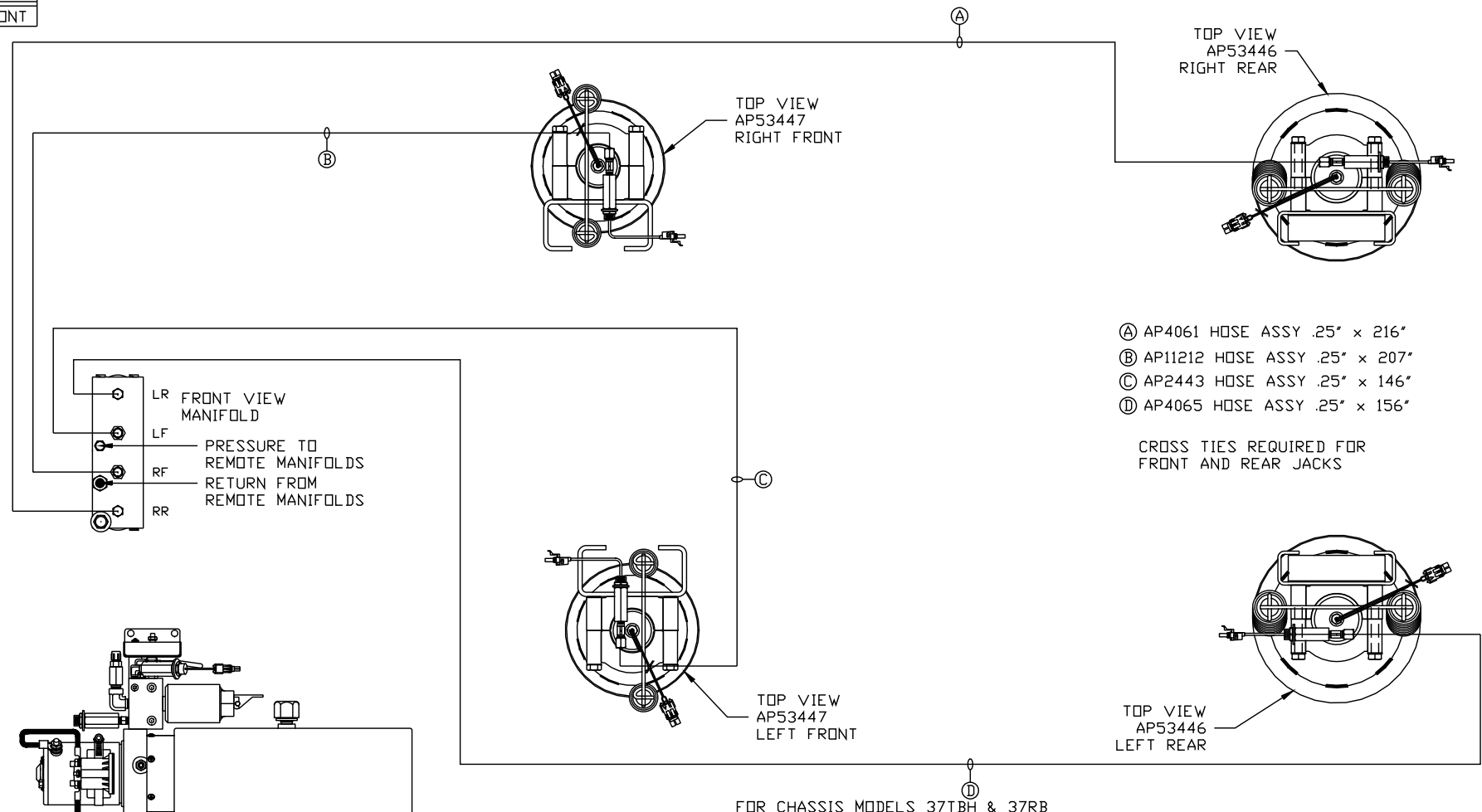


ORIENTATION
← FRONT



SIDE VIEW PUMP/MANIFOLD-AP53497

LOCATION AND ORIENTATION OF PUMP/MANIFOLD ASSEMBLY WILL DIFFER DEPENDING UPON O.E.M.

NOTE: INSTALLATION MUST CONFORM TO GOOD SHOP PRACTICES, SAE STANDARDS, RVIA STANDARDS, AND OTHER APPLICABLE STANDARDS.

LEVELING SYSTEM: AP53710

FOR CHASSIS MODELS 37TBH & 37RB

△	18FEB16	UPDATED HOSES
△	18JUN14	WAS AP53576 KIT
NO.	DATE	REVISION

HWH		I-80 EXIT 267 SOUTH RT 1 MOSCOW, IOWA 52760	
SCALE 1:6	DATE 09MAY14	DRAWN BY .	
HYD CONN DIAGRAM			
DYNAMAX		DRAWING NUMBER MP70780 A/B	

THE INFORMATION DISCLOSED ON THIS DRAWING IS CONFIDENTIAL AND MUST NOT BE DISCLOSED OR USED IN ANY MANNER WHICH WILL BE DETRIMENTAL TO THE HWH CORPORATION

ORIENTATION

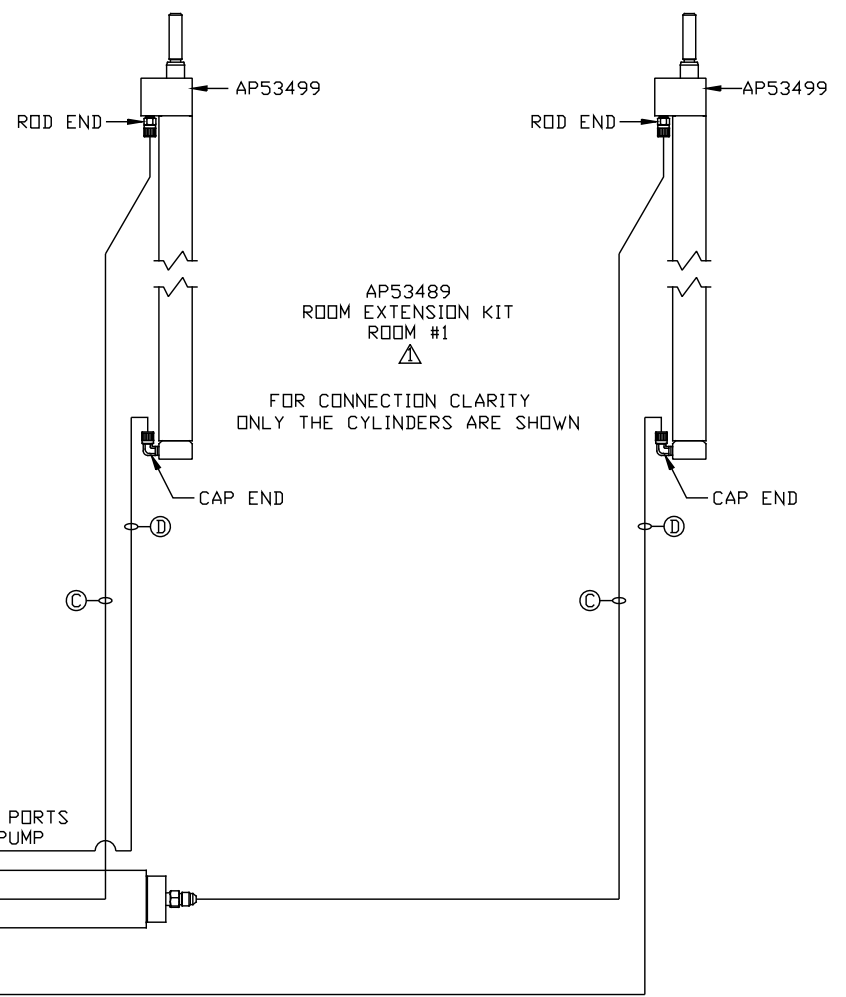
← FRONT

⚠ (A) AP50766 HOSE ASSY 03 x 96"
WAS AP5352 HOSE ASSY .25" x 96"
PRESSURE

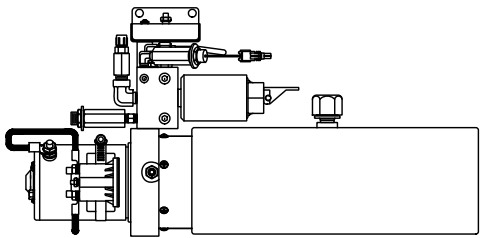
(B) P5254 TUBING .375" x .96"
RETURN

(C) AP50766 HOSE ASSY 03F x 96"
ROD END - ALWAYS PRESSURIZED
HOSES MUST MAINTAIN EQUAL
LENGTH AND DIAMETER

⚠ (D) AP4062 HOSE ASSY 04 x 132"
WAS AP5352 HOSE ASSY .25" x 96"
CAP END - HOSES MUST MAINTAIN
EQUAL LENGTH AND DIAMETER



FRONT VIEW
MANIFOLD



SIDE VIEW PUMP/MANIFOLD-AP53497

LOCATION AND ORIENTATION OF
PUMP/MANIFOLD ASSEMBLY WILL
DIFFER DEPENDING UPON O.E.M.

CYL. RETRACT
CYL. EXTEND

AP52846 SYNC CYL.

NOTE: RETURN LINE
MUST POINT UPWARDS.

PLUG/CAP UNUSED PORTS
WITH PLUG FROM PUMP

AP53489
ROOM EXTENSION KIT
ROOM #1
⚠

FOR CONNECTION CLARITY
ONLY THE CYLINDERS ARE SHOWN

NOTE: INSTALLATION MUST CONFORM TO GOOD SHOP PRACTICES, SAE
STANDARDS, RVIA STANDARDS, AND OTHER APPLICABLE STANDARDS.

MP70780 B/B
18FEB16