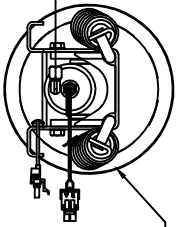


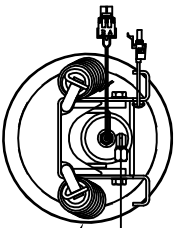
ORIENTATION
FRONT



TOP VIEW
AP39574
RIGHT FRONT

Ⓐ

CROSS TIE REQUIRED
FOR FRONT AND REAR JACKS.

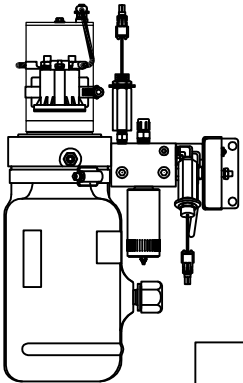
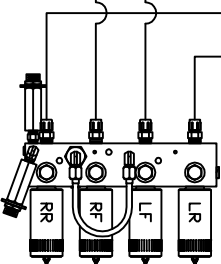


TOP VIEW
AP39574
LEFT FRONT

Ⓑ

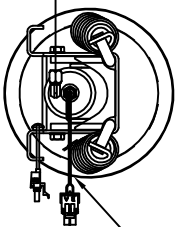
- Ⓐ AP6216 HOSE ASSY 04 x 264"
- Ⓑ AP6216 HOSE ASSY 04 x 264"
- Ⓒ AP6115 HOSE ASSY 04 x 168"
- Ⓓ AP6115 HOSE ASSY 04 x 168"

TOP VIEW
MANIFOLD
(MIDM NOT SHOWN)



SIDE VIEW PUMP/MANIFOLD-AP47473

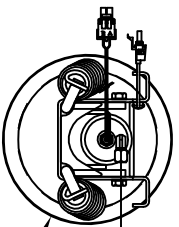
LOCATION AND ORIENTATION OF
PUMP/MANIFOLD ASSEMBLY WILL
DIFFER DEPENDING UPON O.E.M.



TOP VIEW
AP39574
RIGHT REAR

Ⓒ

Ⓓ



TOP VIEW
AP39574
LEFT REAR

NOTE: INSTALLATION MUST CONFORM TO GOOD SHOP PRACTICES, SAE STANDARDS, RVIA STANDARDS, AND OTHER APPLICABLE STANDARDS.

LEVELING SYSTEM: AP58546

NO.	DATE	REVISION

HWH	1-80 EXIT 267 SOUTH
RT 1 MOSCOW, IOWA 52760	
SCALE 1:6	DATE 05FEB18
DRAWN BY .	
HYD CONN DIAGRAM	
TELETEC	DRAWING NUMBER
	MP71140

THE INFORMATION DISCLOSED ON THIS DRAWING IS CONFIDENTIAL AND MUST NOT BE DISCLOSED OR USED IN ANY MANNER WHICH WILL BE DETRIMENTAL TO THE HWH CORPORATION