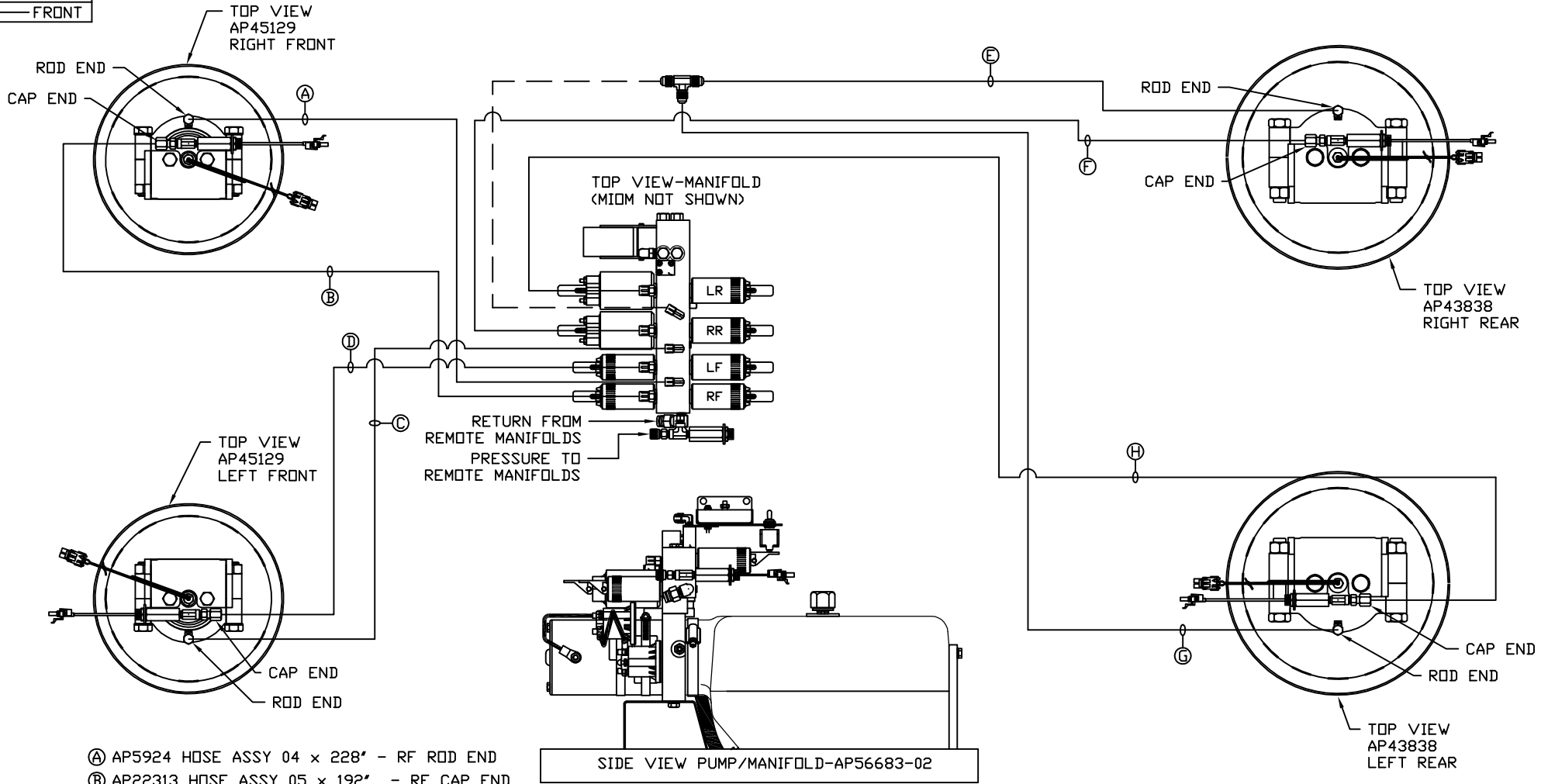


ORIENTATION
← FRONT



- Ⓐ AP5924 HOSE ASSY 04 x 228' - RF ROD END
- Ⓑ AP22313 HOSE ASSY 05 x 192' - RF CAP END
- Ⓒ AP5562 HOSE ASSY 04 x 276' - LF ROD END
- Ⓓ AP42092 HOSE ASSY 05 x 240' - LF CAP END
- Ⓔ AP4906 HOSE ASSY 04 x 126' - RR ROD END
- Ⓕ AP8383 HOSE ASSY 05 x 96' - RR CAP END
- Ⓖ AP4162 HOSE ASSY 04 x 192' - LR ROD END
- Ⓗ AP22077 HOSE ASSY 05 x 156' - LR CAP END

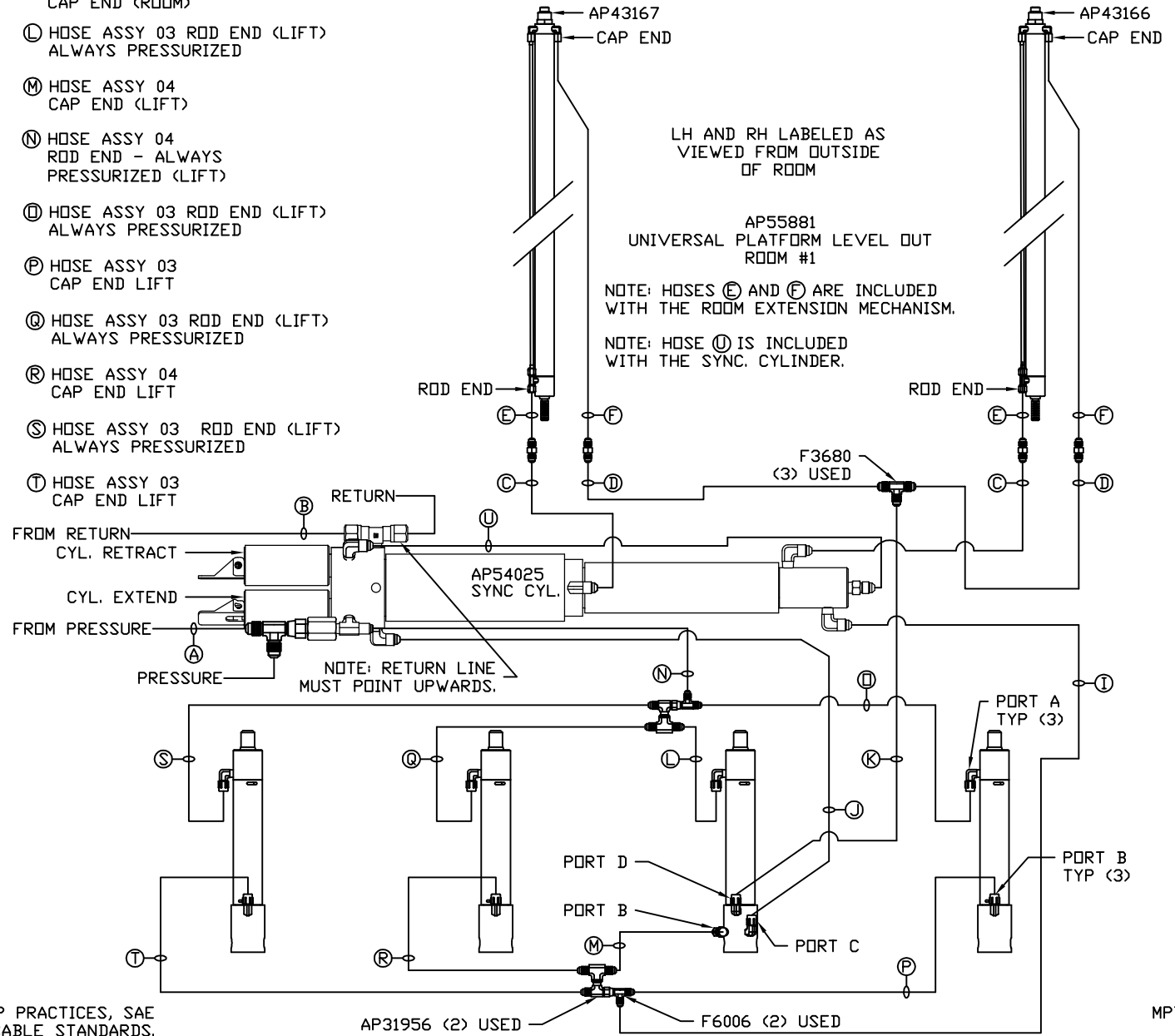
NOTE: INSTALLATION MUST CONFORM TO GOOD SHOP PRACTICES, SAE STANDARDS, RVIA STANDARDS, AND OTHER APPLICABLE STANDARDS.

LEVELING SYSTEM: AP57052-02

		HWH I-80 EXIT 267 SOUTH RT 1 MOSCOW, IOWA 52760	
		SCALE 1:6	DATE 23MAR18
		DRAWN BY .	
HYD CONN DIAGRAM			
NO.	DATE	REVISION	
THE INFORMATION DISCLOSED ON THIS DRAWING IS CONFIDENTIAL AND MUST NOT BE DISCLOSED OR USED IN ANY MANNER WHICH WILL BE DETRIMENTAL TO THE HWH CORPORATION			
ITB		DRAWING NUMBER MP71170 A/E	

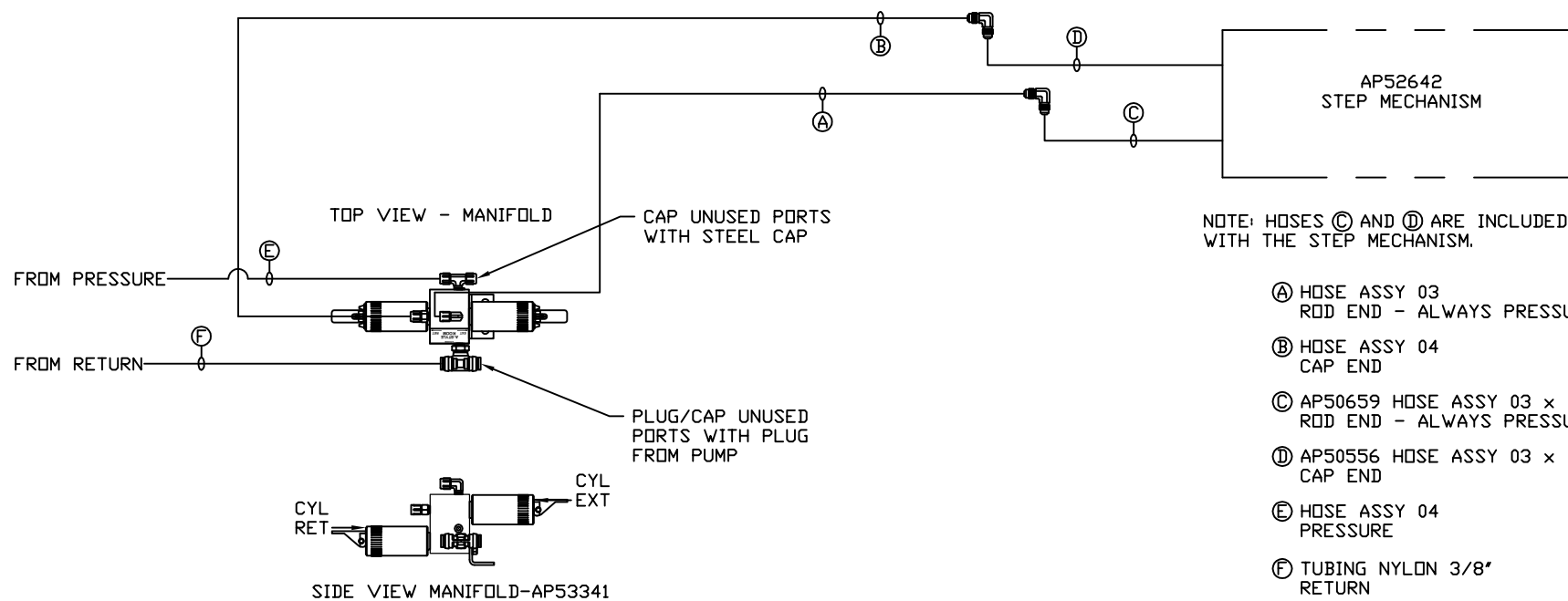
- (A) HOSE ASSY 04
PRESSURE
- (B) NYLON TUBING 3/8"
RETURN
- (C) HOSE ASSY 03
ROD END - ALWAYS PRESSURIZED - MUST
MAINTAIN EQUAL LENGTH AND DIAMETER
- (D) HOSE ASSY 04
CAP END - MUST MAINTAIN EQUAL LENGTH
AND DIAMETER
- (E) AP24632 HOSE ASSY HWH02HP x 48"
ROD END - ALWAYS PRESSURIZED - MUST
MAINTAIN EQUAL LENGTH AND DIAMETER
- (F) AP24636 HOSE ASSY HWH02HP x 84"
CAP END - MUST MAINTAIN EQUAL LENGTH
AND DIAMETER
- (I) HOSE ASSY 04
CAP END (LIFT)
- (J) HOSE ASSY 03
CAP END (ROOM)

- (K) HOSE ASSY 04
CAP END (ROOM)
- (L) HOSE ASSY 03 ROD END (LIFT)
ALWAYS PRESSURIZED
- (M) HOSE ASSY 04
CAP END (LIFT)
- (N) HOSE ASSY 04
ROD END - ALWAYS
PRESSURIZED (LIFT)
- (O) HOSE ASSY 03 ROD END (LIFT)
ALWAYS PRESSURIZED
- (P) HOSE ASSY 03
CAP END LIFT
- (Q) HOSE ASSY 03 ROD END (LIFT)
ALWAYS PRESSURIZED
- (R) HOSE ASSY 04
CAP END LIFT
- (S) HOSE ASSY 03 ROD END (LIFT)
ALWAYS PRESSURIZED
- (T) HOSE ASSY 03
CAP END LIFT



NOTE: INSTALLATION MUST CONFORM TO GOOD SHOP PRACTICES, SAE STANDARDS, RVIA STANDARDS, AND OTHER APPLICABLE STANDARDS.

MP71170 B/E
23MAR18

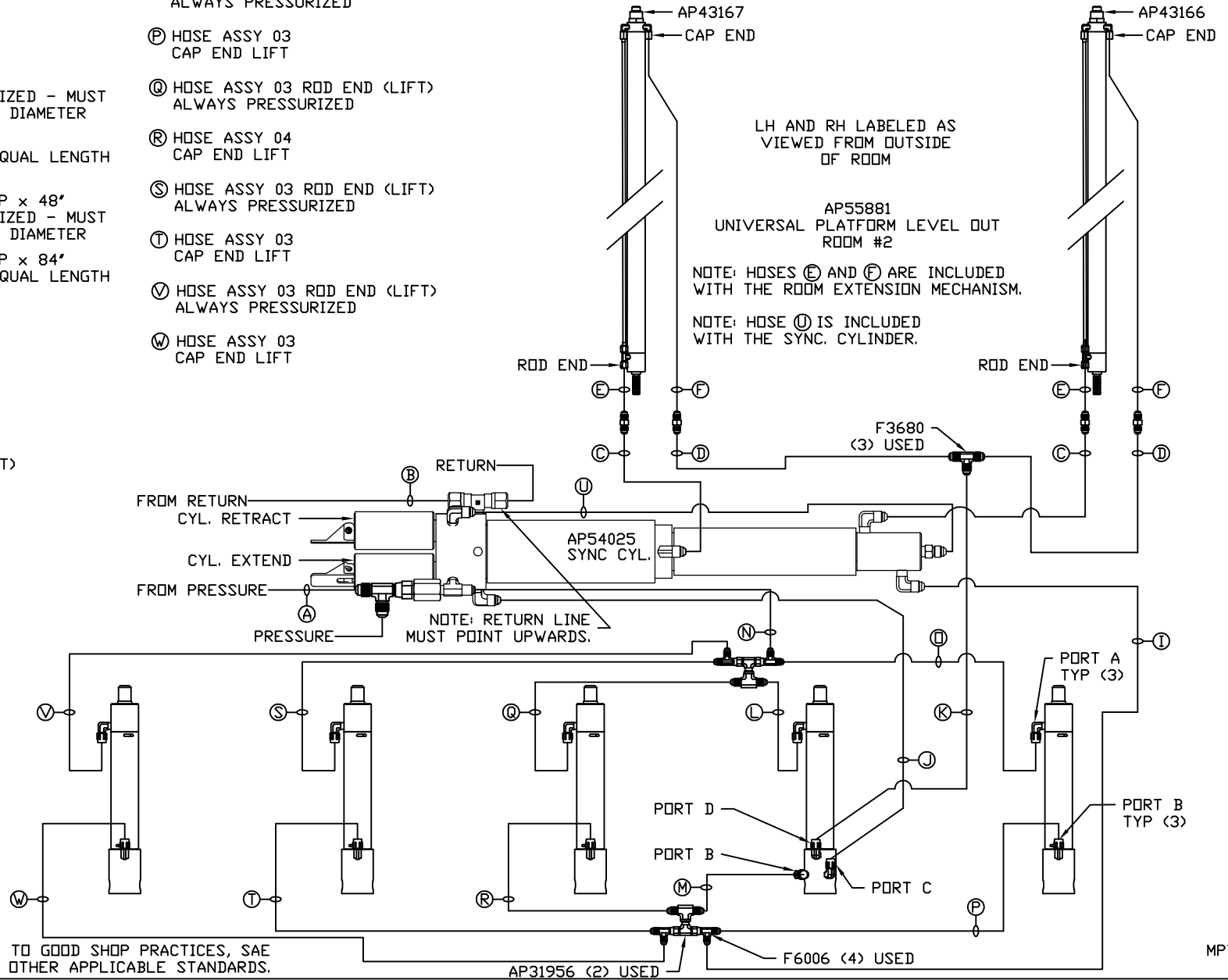


NOTE: INSTALLATION MUST CONFORM TO GOOD SHOP PRACTICES, SAE STANDARDS, RVIA STANDARDS, AND OTHER APPLICABLE STANDARDS.

MP71170 C/E
23MAR18

- (A) HOSE ASSY 04
PRESSURE
- (B) NYLON TUBING 3/8"
RETURN
- (C) HOSE ASSY 03
ROD END - ALWAYS PRESSURIZED - MUST
MAINTAIN EQUAL LENGTH AND DIAMETER
- (D) HOSE ASSY 04
CAP END - MUST MAINTAIN EQUAL LENGTH
AND DIAMETER
- (E) AP24632 HOSE ASSY HWH02HP x 48"
ROD END - ALWAYS PRESSURIZED - MUST
MAINTAIN EQUAL LENGTH AND DIAMETER
- (F) AP24636 HOSE ASSY HWH02HP x 84"
CAP END - MUST MAINTAIN EQUAL LENGTH
AND DIAMETER
- (I) HOSE ASSY 04
CAP END (LIFT)
- (J) HOSE ASSY 03
CAP END (ROOM)
- (K) HOSE ASSY 04
CAP END (ROOM)
- (L) HOSE ASSY 03 ROD END (LIFT)
ALWAYS PRESSURIZED
- (M) HOSE ASSY 04
CAP END (LIFT)
- (N) HOSE ASSY 04
ROD END - ALWAYS
PRESSURIZED (LIFT)

- (U) HOSE ASSY 03 ROD END (LIFT)
ALWAYS PRESSURIZED
- (P) HOSE ASSY 03
CAP END LIFT
- (Q) HOSE ASSY 03 ROD END (LIFT)
ALWAYS PRESSURIZED
- (R) HOSE ASSY 04
CAP END LIFT
- (S) HOSE ASSY 03 ROD END (LIFT)
ALWAYS PRESSURIZED
- (T) HOSE ASSY 03
CAP END LIFT
- (V) HOSE ASSY 03 ROD END (LIFT)
ALWAYS PRESSURIZED
- (W) HOSE ASSY 03
CAP END LIFT

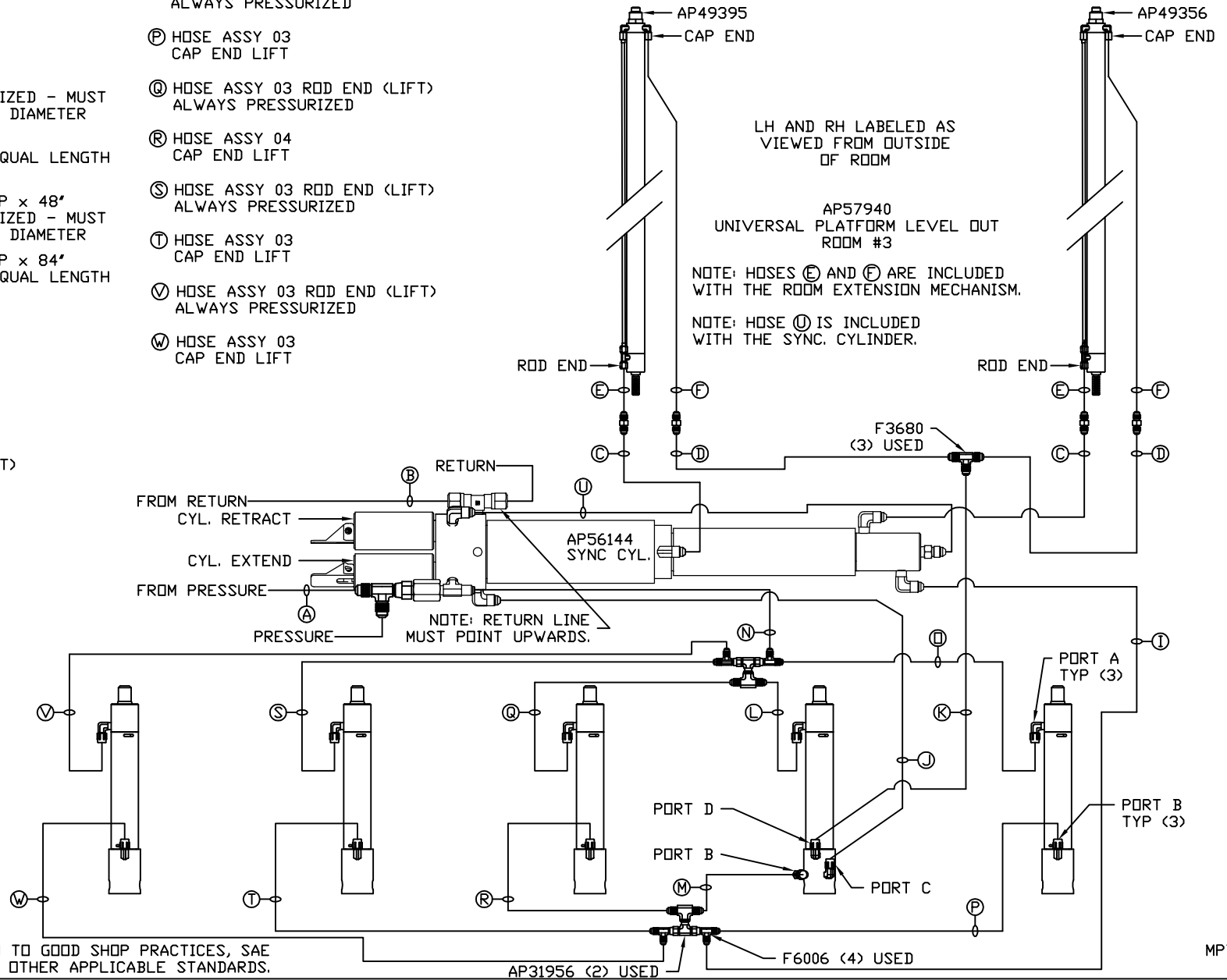


NOTE: INSTALLATION MUST CONFORM TO GOOD SHOP PRACTICES, SAE STANDARDS, RVIA STANDARDS, AND OTHER APPLICABLE STANDARDS.

MP71170 D/E
23MAR18

- Ⓐ HOSE ASSY 04
PRESSURE
- Ⓑ NYLON TUBING 3/8"
RETURN
- Ⓒ HOSE ASSY 03
ROD END - ALWAYS PRESSURIZED - MUST
MAINTAIN EQUAL LENGTH AND DIAMETER
- Ⓓ HOSE ASSY 04
CAP END - MUST MAINTAIN EQUAL LENGTH
AND DIAMETER
- Ⓔ AP24632 HOSE ASSY HWH02HP × 48"
ROD END - ALWAYS PRESSURIZED - MUST
MAINTAIN EQUAL LENGTH AND DIAMETER
- Ⓕ AP24636 HOSE ASSY HWH02HP × 84"
CAP END - MUST MAINTAIN EQUAL LENGTH
AND DIAMETER
- Ⓖ HOSE ASSY 04
CAP END (LIFT)
- Ⓙ HOSE ASSY 03
CAP END (ROOM)
- Ⓚ HOSE ASSY 04
CAP END (ROOM)
- Ⓛ HOSE ASSY 03 ROD END (LIFT)
ALWAYS PRESSURIZED
- Ⓜ HOSE ASSY 04
CAP END (LIFT)
- Ⓝ HOSE ASSY 04
ROD END - ALWAYS
PRESSURIZED (LIFT)

- Ⓟ HOSE ASSY 03 ROD END (LIFT)
ALWAYS PRESSURIZED
- Ⓠ HOSE ASSY 03
CAP END LIFT
- Ⓡ HOSE ASSY 03 ROD END (LIFT)
ALWAYS PRESSURIZED
- Ⓢ HOSE ASSY 04
CAP END LIFT
- Ⓣ HOSE ASSY 03
CAP END LIFT
- Ⓤ HOSE ASSY 03 ROD END (LIFT)
ALWAYS PRESSURIZED
- Ⓡ HOSE ASSY 04
CAP END LIFT
- Ⓢ HOSE ASSY 03 ROD END (LIFT)
ALWAYS PRESSURIZED
- Ⓣ HOSE ASSY 03
CAP END LIFT
- Ⓤ HOSE ASSY 03 ROD END (LIFT)
ALWAYS PRESSURIZED
- Ⓡ HOSE ASSY 04
CAP END LIFT



NOTE: INSTALLATION MUST CONFORM TO GOOD SHOP PRACTICES, SAE STANDARDS, RVIA STANDARDS, AND OTHER APPLICABLE STANDARDS.

MP71170 E/E
23MAR18