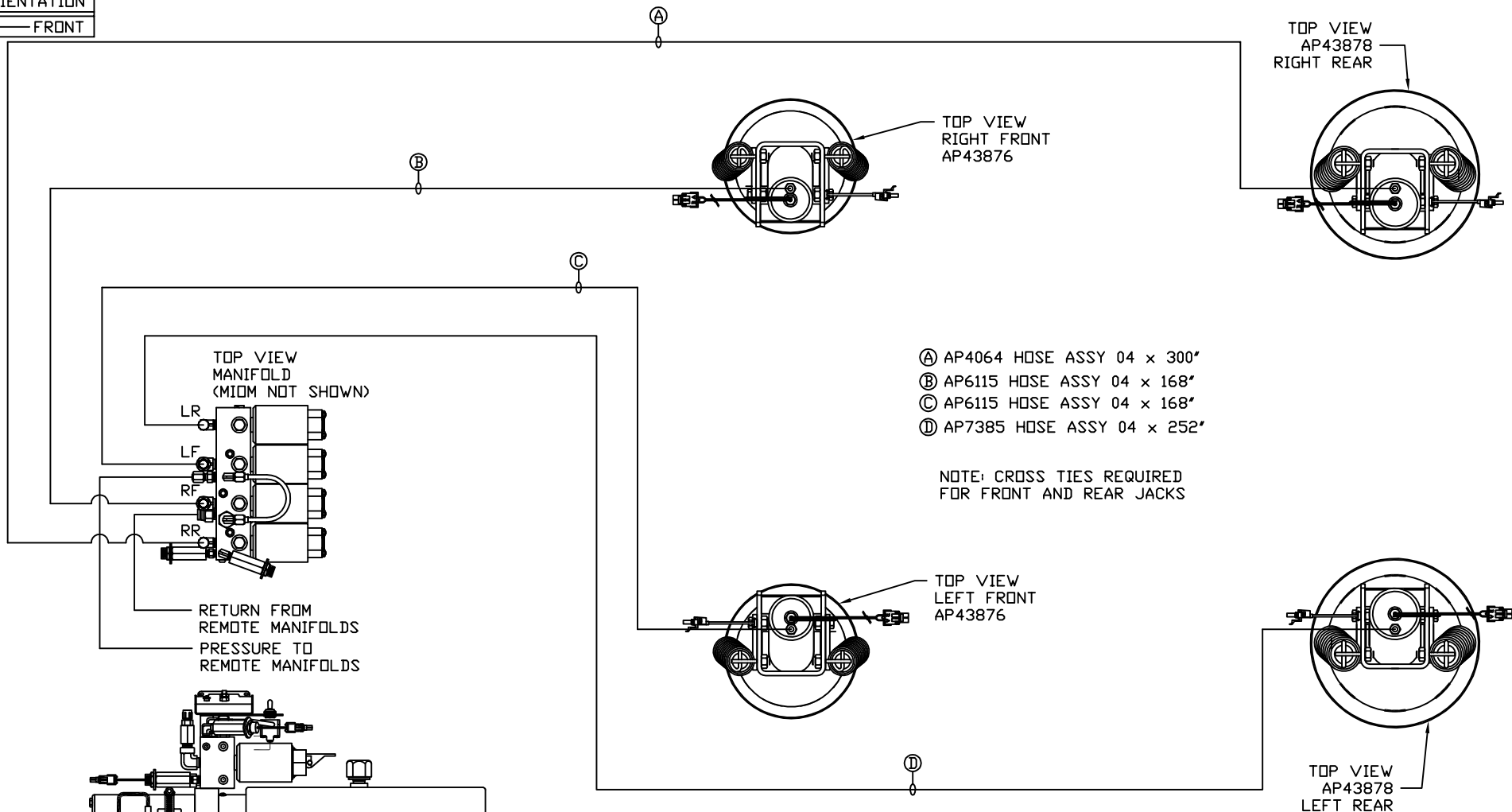
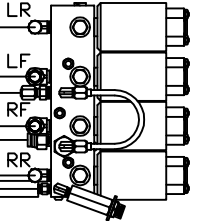


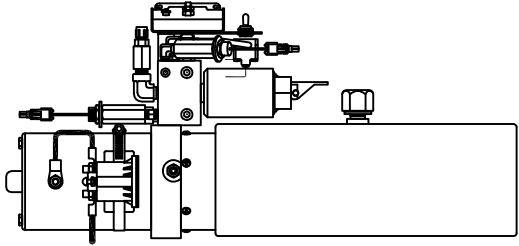
ORIENTATION
← FRONT



TOP VIEW
MANIFOLD
(MIDM NOT SHOWN)



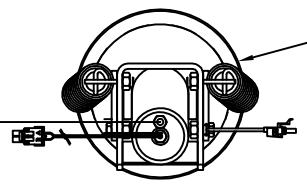
RETURN FROM
REMOTE MANIFOLDS
PRESSURE TO
REMOTE MANIFOLDS



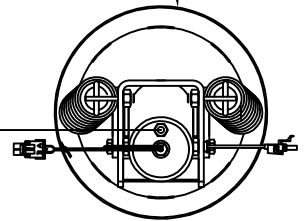
SIDE VIEW PUMP/MANIFOLD-AP58661

LOCATION AND ORIENTATION OF
PUMP/MANIFOLD ASSEMBLY WILL
DIFFER DEPENDING UPON O.E.M.

TOP VIEW
RIGHT FRONT
AP43876



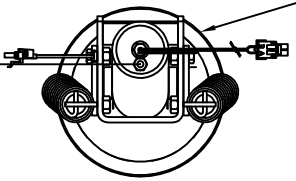
TOP VIEW
AP43878
RIGHT REAR



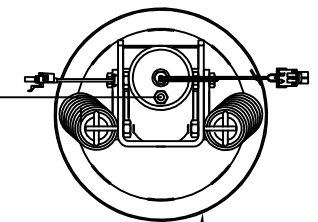
- Ⓐ AP4064 HOSE ASSY 04 x 300"
- Ⓑ AP6115 HOSE ASSY 04 x 168"
- Ⓒ AP6115 HOSE ASSY 04 x 168"
- Ⓓ AP7385 HOSE ASSY 04 x 252"

NOTE: CROSS TIES REQUIRED
FOR FRONT AND REAR JACKS

TOP VIEW
LEFT FRONT
AP43876



TOP VIEW
AP43878
LEFT REAR



NOTE: INSTALLATION MUST CONFORM TO GOOD SHOP PRACTICES, SAE
STANDARDS, RVIA STANDARDS, AND OTHER APPLICABLE STANDARDS.

LEVELING SYSTEM: AP60338

NO.	DATE	REVISION

HWH I-80 EXIT 267 SOUTH
RT 1 MOSCOW, IOWA 52760
SCALE 1:6 DATE 06NOV19 DRAWN BY .

HYD CONN DIAGRAM

CT COACHWORKS DRAWING NUMBER
MP71250 A/D

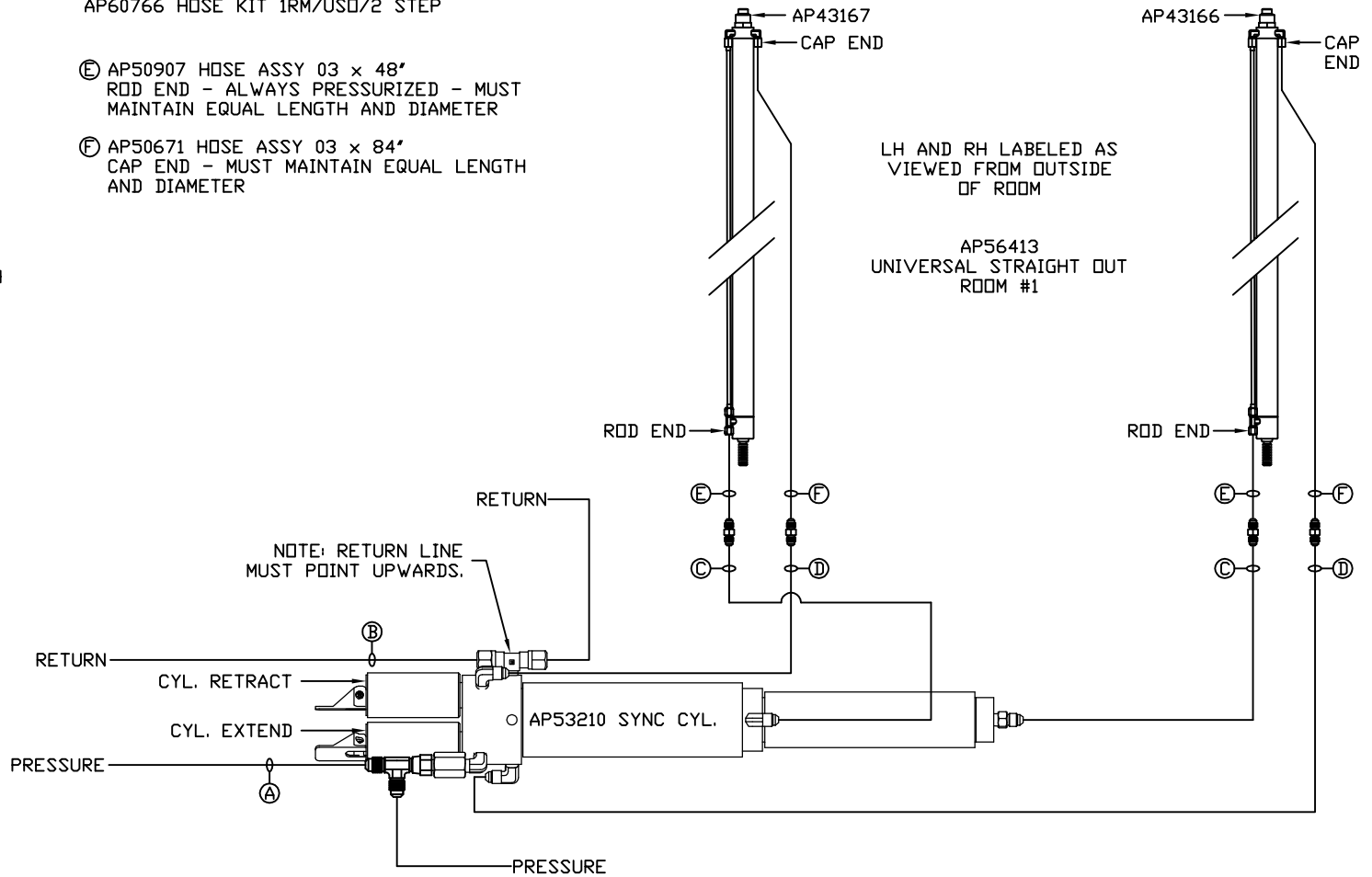
THE INFORMATION DISCLOSED ON THIS DRAWING IS CONFIDENTIAL AND MUST NOT BE DISCLOSED OR USED IN ANY MANNER WHICH WILL BE DETRIMENTAL TO THE HWH CORPORATION

NOTE: HOSES Ⓔ AND Ⓕ ARE INCLUDED WITH THE ROOM EXTENSION MECHANISM

AP60766 HOSE KIT 1RM/USD/2 STEP

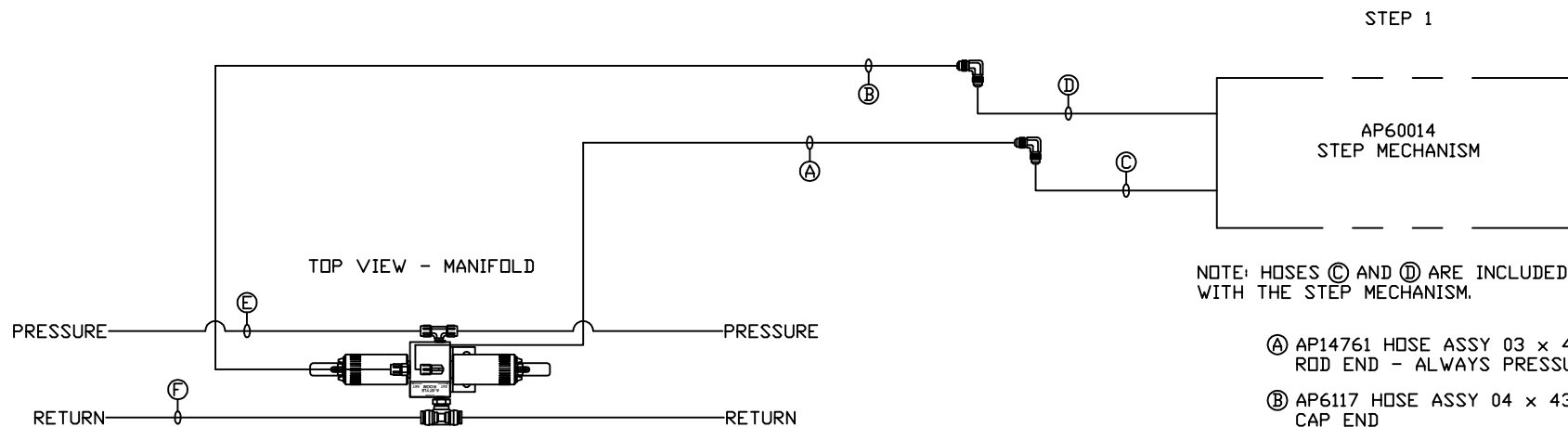
- Ⓐ AP6216 HOSE ASSY 04 × 264" PRESSURE
- Ⓑ P1327 TUBING NYLON 3/8 × 264" RETURN
- Ⓒ AP49245 HOSE ASSY 03 × 120" ROD END - ALWAYS PRESSURIZED - MUST MAINTAIN EQUAL LENGTH AND DIAMETER
- Ⓓ AP5965 HOSE ASSY 04 × 180" CAP END - MUST MAINTAIN EQUAL LENGTH AND DIAMETER

- Ⓔ AP50907 HOSE ASSY 03 × 48" ROD END - ALWAYS PRESSURIZED - MUST MAINTAIN EQUAL LENGTH AND DIAMETER
- Ⓕ AP50671 HOSE ASSY 03 × 84" CAP END - MUST MAINTAIN EQUAL LENGTH AND DIAMETER



NOTE: INSTALLATION MUST CONFORM TO GOOD SHOP PRACTICES, SAE STANDARDS, RVIA STANDARDS, AND OTHER APPLICABLE STANDARDS.

MP71250 B/D
06NOV19

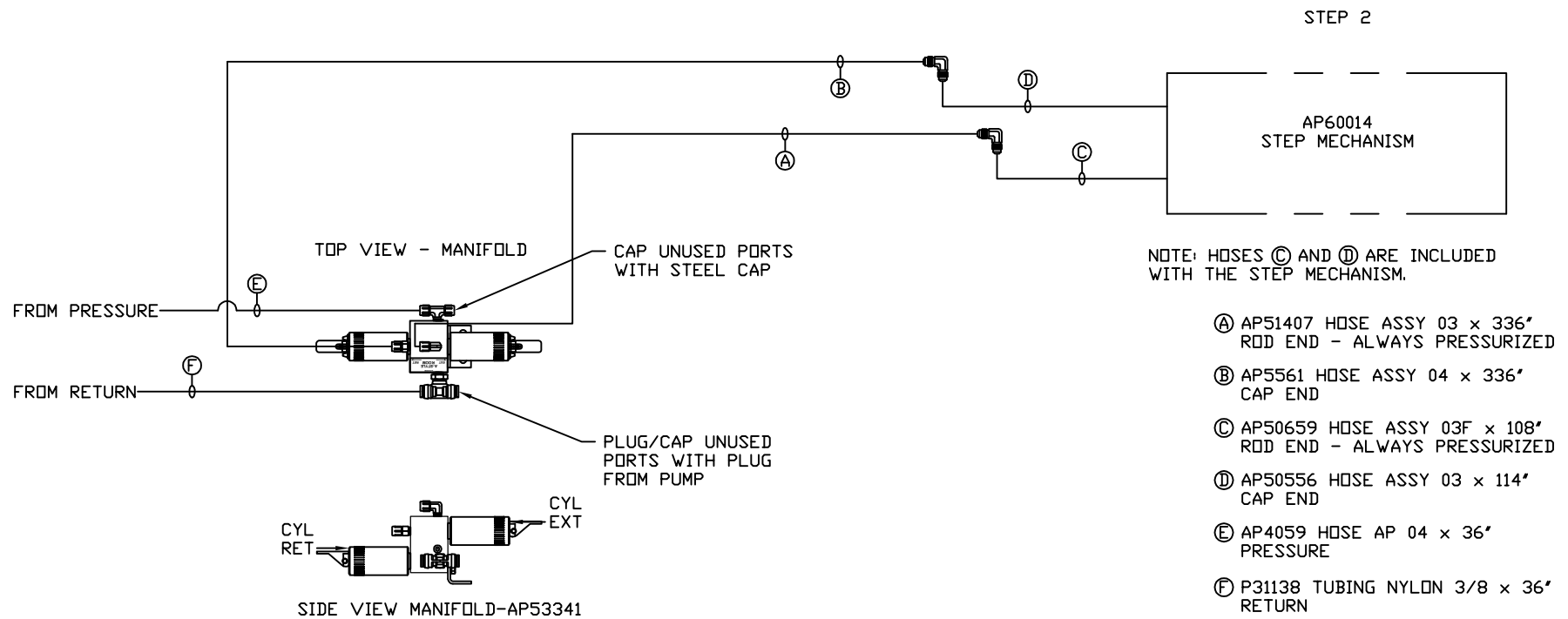


NOTE: HOSES (C) AND (D) ARE INCLUDED WITH THE STEP MECHANISM.

- (A) AP14761 HOSE ASSY 03 x 432"
ROD END - ALWAYS PRESSURIZED
- (B) AP6117 HOSE ASSY 04 x 432"
CAP END
- (C) AP50659 HOSE ASSY 03F x 108"
ROD END - ALWAYS PRESSURIZED
- (D) AP50556 HOSE ASSY 03 x 114"
CAP END
- (E) AP4059 HOSE AP 04 x 36"
PRESSURE
- (F) P31138 TUBING NYLON 3/8 x 36"
RETURN

NOTE: INSTALLATION MUST CONFORM TO GOOD SHOP PRACTICES, SAE STANDARDS, RVIA STANDARDS, AND OTHER APPLICABLE STANDARDS.

MP71250 C/D
06NOV19



NOTE: INSTALLATION MUST CONFORM TO GOOD SHOP PRACTICES, SAE STANDARDS, RVIA STANDARDS, AND OTHER APPLICABLE STANDARDS.

MP71250 D/D
06NOV19