

NO.	DATE	REVISION

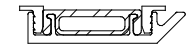
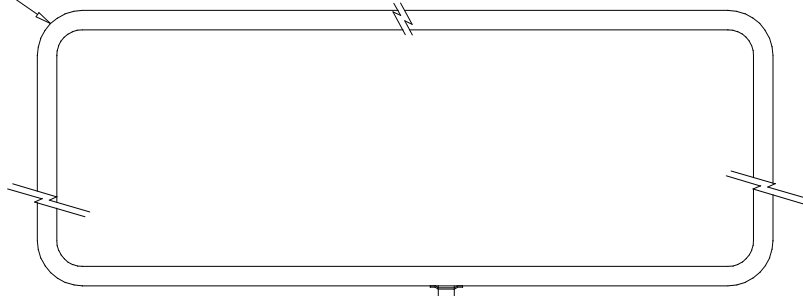
HWH 1-80 EXIT 267 SOUTH RT 1 MOSCOW, IOWA 52760		
SCALE	DATE 11SEP00	DRAWN BY .
CONNECTION AIR LVL/SEAL		

THE INFORMATION DISCLOSED ON THIS DRAWING IS CONFIDENTIAL AND MUST NOT BE DISCLOSED OR USED IN ANY MANNER WHICH WILL BE DETRIMENTAL TO THE HWH CORPORATION

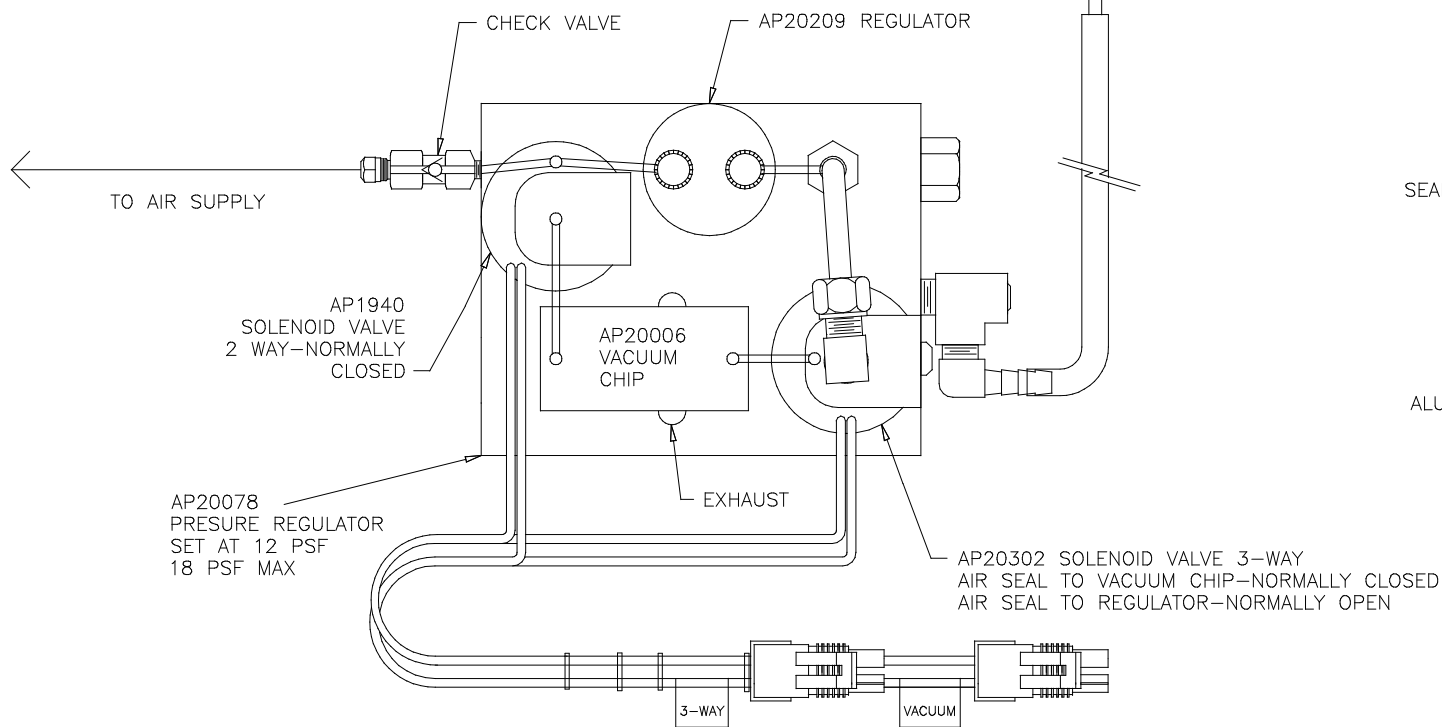
DRAWING NUMBER
 MP79009 A/B

ROOM AIR SEAL
 NOTE: SEAL LENGTH = 453 INCHES

AP18059



SECTION VIEW: RAIL, SEAL, AND RETAINER ASSEMBLY



TO AIR SUPPLY

CHECK VALVE

AP20209 REGULATOR

AP1940 SOLENOID VALVE
 2 WAY-NORMALLY CLOSED

AP20006 VACUUM CHIP

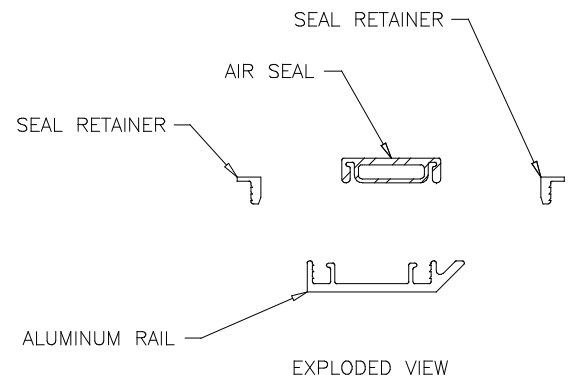
EXHAUST

AP20078 PRESURE REGULATOR
 SET AT 12 PSF
 18 PSF MAX

AP20302 SOLENOID VALVE 3-WAY
 AIR SEAL TO VACUUM CHIP-NORMALLY CLOSED
 AIR SEAL TO REGULATOR-NORMALLY OPEN

3-WAY

VACUUM



SEAL RETAINER

AIR SEAL

SEAL RETAINER

ALUMINUM RAIL

EXPLODED VIEW