

NOTE: INSTALLATION MUST CONFORM TO GOOD SHOP PRACTICES, SAE STANDARDS, RVIA STANDARDS, AND OTHER APPLICABLE STANDARDS.

SUPPLIED BY:  
 \*FORETRAVEL  
 \*\*HWH  
 LEVELING SYSTEM: AP40573

NO.	DATE	REVISION

THE INFORMATION DISCLOSED ON THIS DRAWING IS CONFIDENTIAL AND MUST NOT BE DISCLOSED OR USED IN ANY MANNER WHICH WILL BE DETRIMENTAL TO THE HWH CORPORATION

HWH 1-80 EXIT 267 SOUTH  
 RT 1 MOSCOW, IOWA 52760

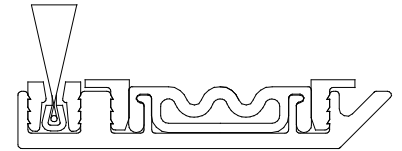
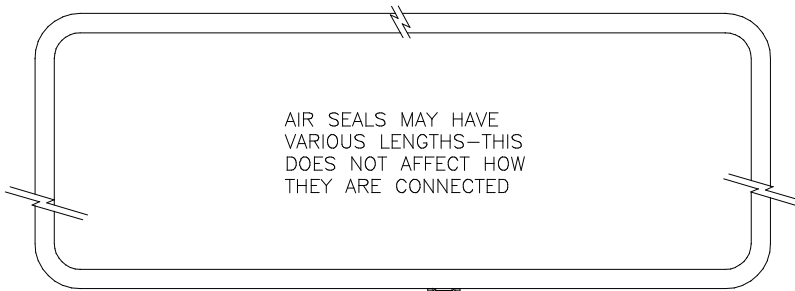
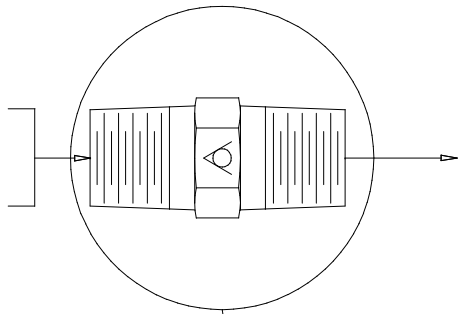
SCALE    DATE 09MAY07    DRAWN BY

AIR CONN DIAGRAM

FORETRAVEL

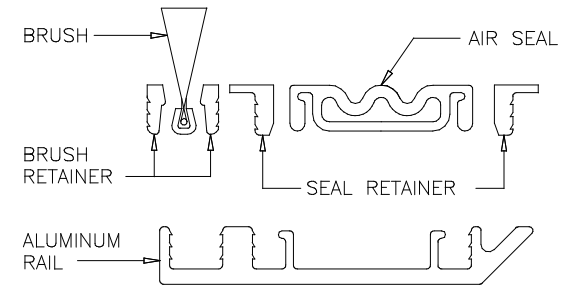
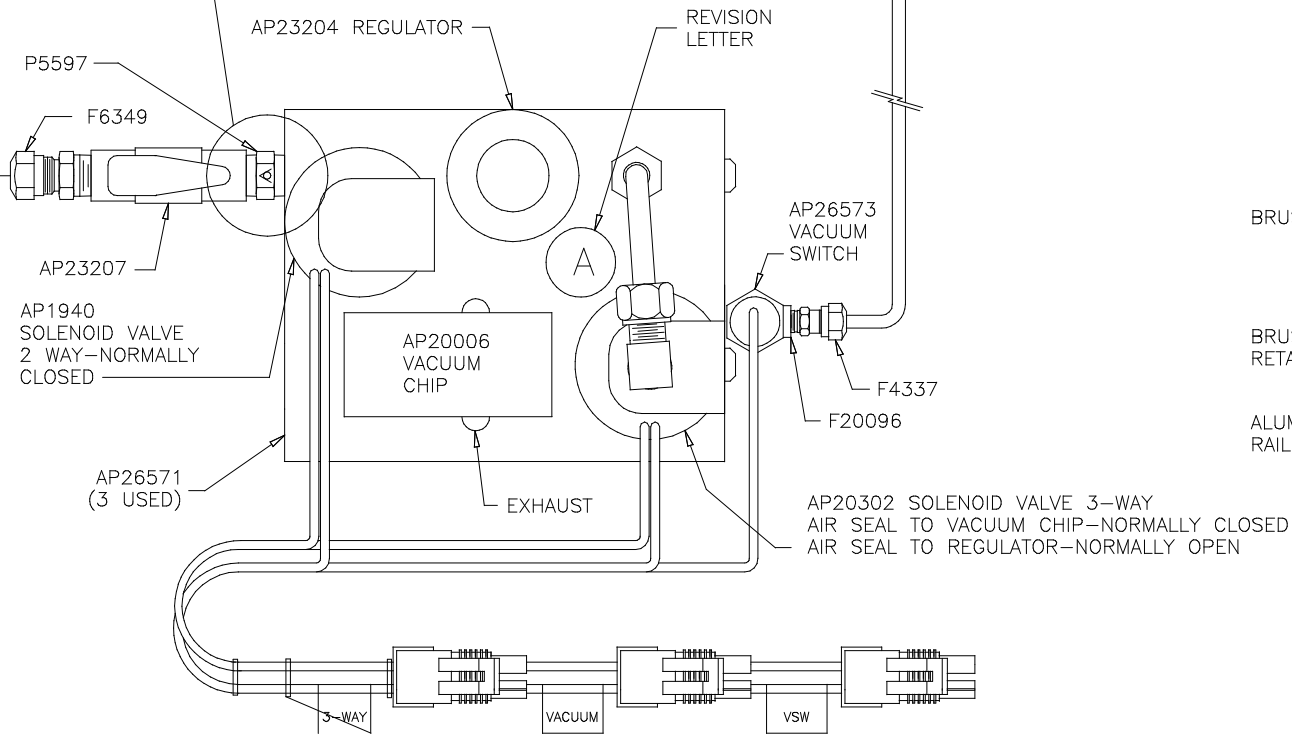
DRAWING NUMBER  
 MP79071 A/B

1/4 NPT BRASS CHECK VALVE APPEARS SIMILAR TO 1/4 BRASS NIPPLE. ORIENT SO AIR FLOWS IN PROPER DIRECTION.



SECTION VIEW: ASSEMBLED RAIL, BRUSH, SEAL, RETAINERS.

TO AIR SUPPLY



SECTION VIEW: EXPLODED RAIL, BRUSH, SEAL, RETAINERS.

NOTE: INSTALLATION MUST CONFORM TO GOOD SHOP PRACTICES, SAE STANDARDS, RVIA STANDARDS, AND OTHER APPLICABLE STANDARDS.