

NOTE: INSTALLATION MUST CONFORM TO GOOD SHOP PRACTICES, SAE STANDARDS, RVIA STANDARDS, AND OTHER APPLICABLE STANDARDS.

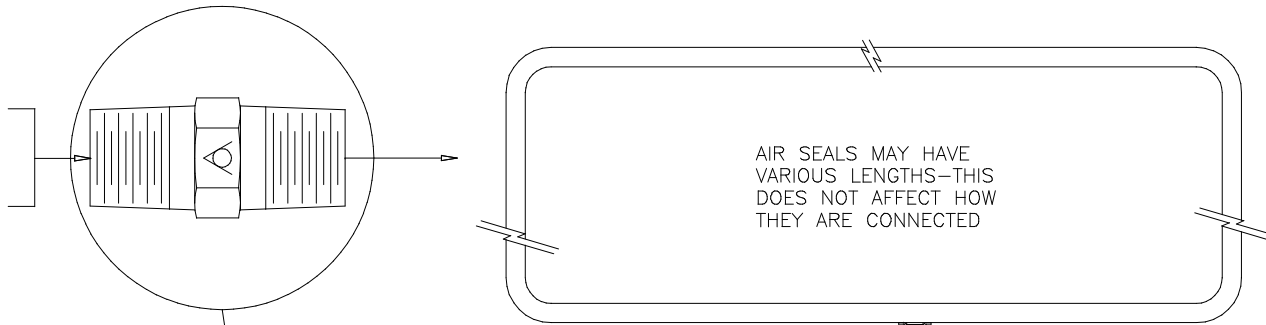
SUPPLIED BY:
 *FORETRAVEL
 **HWH
 LEVELING SYSTEM: AP41054

NO.	DATE	REVISION

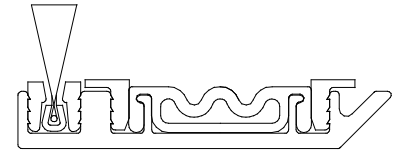
THE INFORMATION DISCLOSED ON THIS DRAWING IS CONFIDENTIAL AND MUST NOT BE DISCLOSED OR USED IN ANY MANNER WHICH WILL BE DETRIMENTAL TO THE HWH CORPORATION

HWH 1-80 EXIT 267 SOUTH RT 1 MOSCOW, IOWA 52760		
SCALE	DATE 06JUL07	DRAWN BY
AIR CONN DIAGRAM		
FORETRAVEL		DRAWING NUMBER MP79073 A/B

1/4 NPT BRASS CHECK VALVE APPEARS SIMILAR TO 1/4 BRASS NIPPLE. ORIENT SO AIR FLOWS IN PROPER DIRECTION.

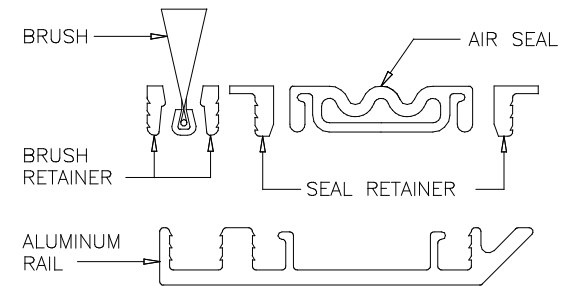
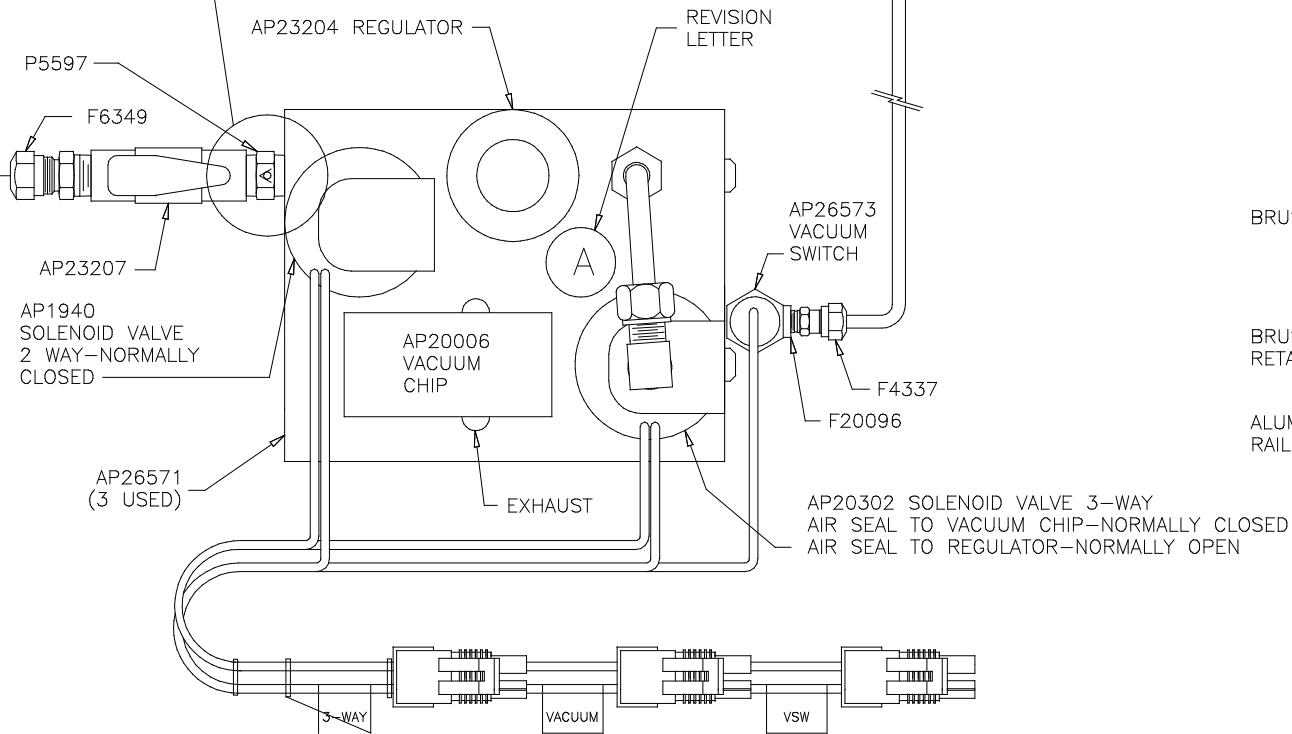


AIR SEALS MAY HAVE VARIOUS LENGTHS—THIS DOES NOT AFFECT HOW THEY ARE CONNECTED



SECTION VIEW: ASSEMBLED RAIL, BRUSH, SEAL, RETAINERS.

TO AIR SUPPLY



SECTION VIEW: EXPLODED RAIL, BRUSH, SEAL, RETAINERS.

NOTE: INSTALLATION MUST CONFORM TO GOOD SHOP PRACTICES, SAE STANDARDS, RVIA STANDARDS, AND OTHER APPLICABLE STANDARDS.