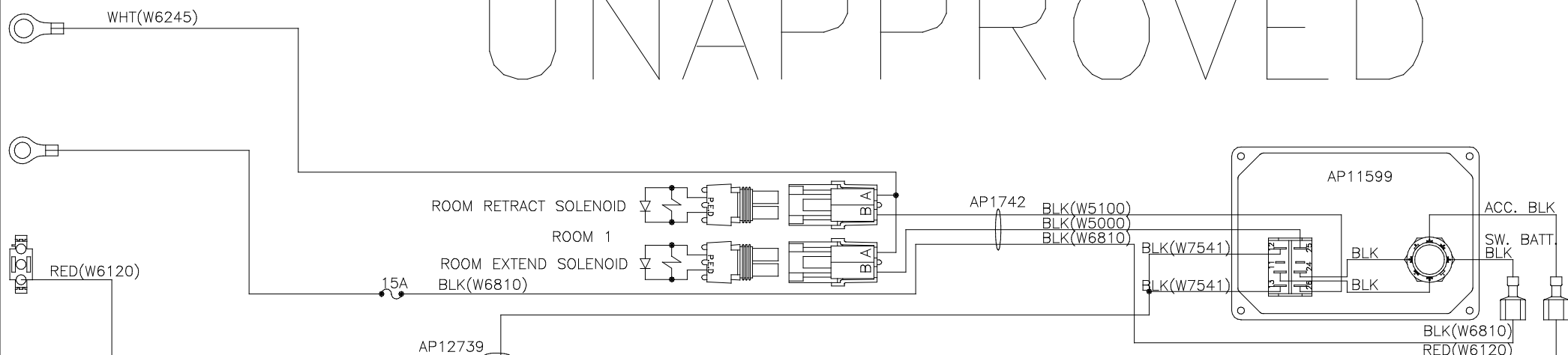


- P7
- 1) NC
  - 2) NC
  - 3) PRESS. SW.
  - 4) LR SOLENOID
  - 5) RR SOLENOID
  - 6) LF SOLENOID
  - 7) NC
  - 8) RF SOLENOID
  - 9) NC
- P6
- 1) NC
  - 2) NC
  - 3) ACC.
- P8
- 1) BATT.
  - 2) BATT.
  - 3) BATT.
  - 4) NC
  - 5) PARK BRAKE
  - 6) PUMP RELAY

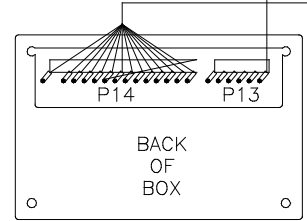
			HWH		1-80 EXIT 267 SOUTH RT 1 MOSCOW, IOWA 52760	
			SCALE 1:2	DATE 22OCT98	DRAWN BY .	
			SCHEMATIC SYSTEM			
NO.	DATE	REVISION				
THE INFORMATION DISCLOSED ON THIS DRAWING IS CONFIDENTIAL AND MUST NOT BE DISCLOSED OR USED IN ANY MANNER WHICH WILL BE DETRIMENTAL TO THE HWH CORPORATION			ELECTRICAL		DRAWING NUMBER MP88389 A/B	

MP88.389A  
22OCT98

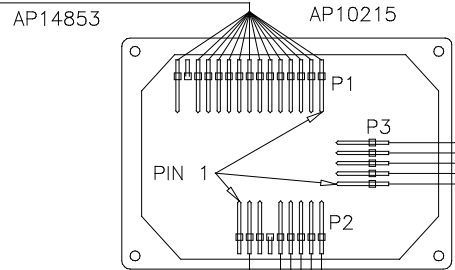
# UNAPPROVED



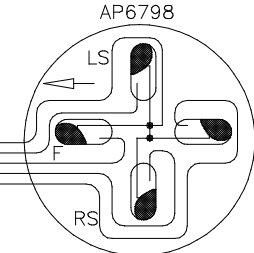
- P14 - P1
- 1) BLUE (WARN SENSE)
  - 2) BROWN (SERIES)
  - 3) GRAY (SW. ACC.)
  - 4) PURPLE (FUSED ACC.)
  - 5) BLACK/WHITE (STORE RETURN)
  - 6) BLACK (PARK BRAKE)
  - 7) WHITE/BLACK (GND)
  - 8) WHITE (DUMP)
  - 9) ORANGE/BLACK (STORE)
  - 10) ORANGE (PUMP)
  - 11) GREEN (LF)
  - 12) GREEN/BLACK (LR)
  - 13) RED/BLACK (RR)
  - 14) NC (KEYING PIN)
  - 15) RED (RF)



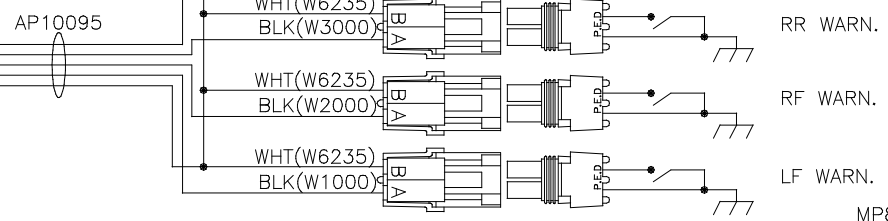
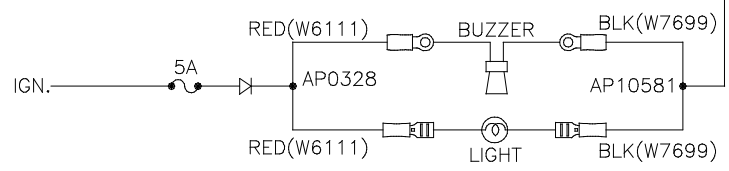
- P13
- 1) JACK INTERRUPT
  - 2) NC
  - 3) NC
  - 4) NC
  - 5) NC
  - 6) NC



- P3
- 1) RR SENSE. (RED)
  - 2) RS SENSE. (GREEN)
  - 3) FR SENSE. (BLACK)
  - 4) LS SENSE. (YELLOW)
  - 5) GND (WHITE)



- P2
- 1) GND
  - 2) LF WARN
  - 3) RF WARN
  - 4) RR WARN
  - 5) LR WARN
  - 6) KEY PIN
  - 7) NC
  - 8) WARN LIGHT CNTRL.
  - 9) NC



MP88-3898  
22OCT98

MP88389 B/B  
22OCT98