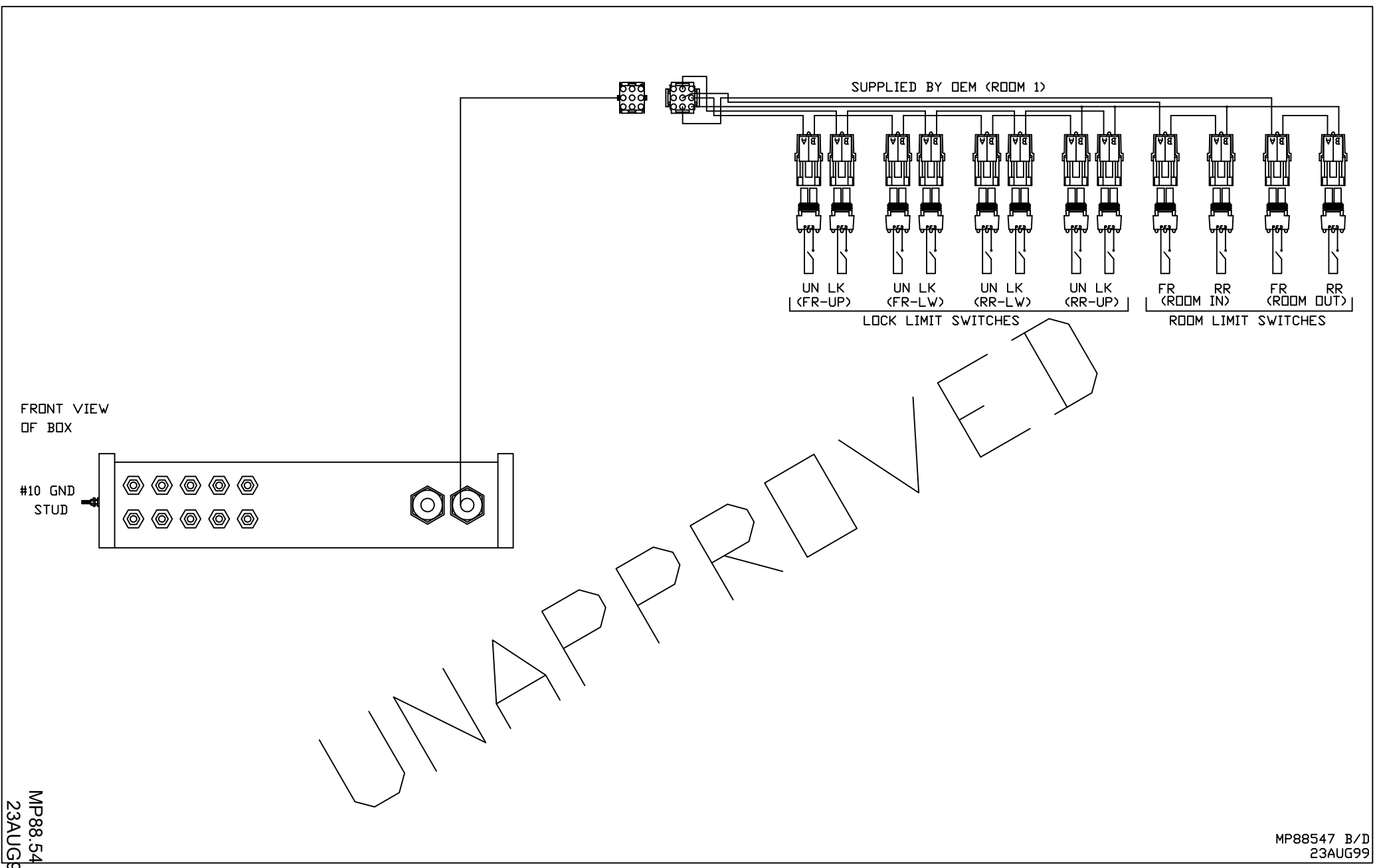


#10 GND
STUD

MP88.54
23AUG99

		HWH		I-80 EXIT 267 SOUTH RT 1 MOSCOW, IOWA 52760	
		SCALE 1:3	DATE 23AUG99	DRAWN BY .	
		SCHEMATICS SYSTEM			
NO.	DATE	REVISION			
		THE INFORMATION DISCLOSED ON THIS DRAWING IS CONFIDENTIAL AND MUST NOT BE DISCLOSED OR USED IN ANY MANNER WHICH WILL BE DETRIMENTAL TO THE HWH CORPORATION			
			ELECTRICAL		DRAWING NUMBER MP88547 A/D



UNAPPROVED

FRONT VIEW
OF BOX

#10 GND
STUD

BLK(W7531)
BLK(W7532)
BLK(W9961)
BLK(W9955)

SUPPLIED BY DEM (ROOM 1 AND 2 OVERHEAD LIGHTS)

TO PIN V-31, WIRE #161 OF WTEC III ECU INTERFACE CONNECTOR
TO PIN V-11, WIRE #155 OF WTEC III ECU INTERFACE CONNECTOR

NEUTRAL HOLD NOTE:
CUT WIRE 161B INTO TWO PARTS FROM
CONNECTOR CV, PIN 11. CONNECT ONE
END OF WIRE 161B TO HWH WIRE (W9955).
CONNECT THE OTHER END OF WIRE 161B
TO HWH WIRE (W9961).

NOTE: PINS V-11 AND V-31
ARE TIED TOGETHER WHEN
NEUTRAL HOLD FUNCTION IS
NOT USED.

HARNESS SUPPLIED
BY DEM

BLK(W9312)
BLK(W9314)
BLK(W9100)
BLK(W9311)
BLK(W9313)
BLK(W9310)

REMOVE WIRE #126 FROM TERMINAL #9
OF LEVEL LOW SWITCH AND CONNECT
TO HWH WIRE (W9314).

AIR COMPRESSOR CONTROL (+12V)

1	WIRE 104	TRAVEL SOLENOID
2	WIRE 132A	RAISE
3	WIRE 132B	FR SOLENOID
4	WIRE 132C	LR SOLENOID
5	WIRE 132D	RR SOLENOID

C172
(9-POS AMP CPC)

TO PREVOST
LEVEL LOW
CONTROL
SWITCH

PREVOST LEVEL
LOW HARNESS

MP88.54
23AUG99

MP88547 C/D
23AUG99

LEVEL LOW NOTE:
 REMOVE WIRE #126F FROM LEVEL LOW TELL TAIL LIGHT AT C171, PIN 19. CONNECT TO HWH WIRE (W9915). REMOVE WIRE #126F FROM LEVEL LOW SWITCH AT C171 PIN 19. CONNECT TO HWH WIRE (W9910).

SPEED SWITCH NOTE:
 HWH WIRE (W9900) MUST BE CONNECTED TO PREVOST WIRE 5NC FROM C475, POS. 5. (REAR JUNCTION BOX)

FRONT VIEW OF BOX

#10 GND STUD

BLK(W9910)
 BLK(W9915)
 RED(W6121)
 BLK(W7699)
 BLK(W7625)
 BLK(W7626)

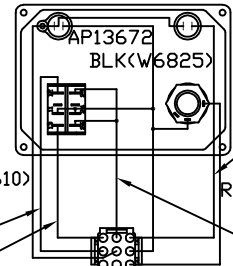
(NOT SUPPLIED)

RED(W6121) WARN LIGHT POWER
 BLK(W7699) MASTER WARN
 RED(W7625) FRONT ROOM WARN

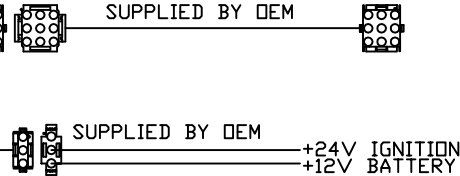
BLK(W9910) FROM LEVEL LOW SWITCH (GREEN) TO PREVOST CONNECTOR C171 (SEE NOTE)
 BLK(W9915) TO LEVEL LOW INDICATOR (YELLOW)

BLK(W9900) DEM SUPPLIED HARNESS SEE SPEED SWITCH NOTE

BLK(W9000) DEM SUPPLIED HARNESS TO PARK BRAKE (PREVOST WIRE #91)



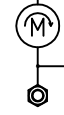
BLK(W7610)
 BLK(W7501)
 BLK(W7502)
 SUPPLIED BY OEM



WHT(W6230)
 BLK(W6800) 40A 12V HOUSE BATTERY SUPPLIED BY OEM

BLK(W8100) PRESS SW
 BLK(W8600) PUMP RELAY CONTROL
 WHT(W6230) PUMP RELAY GROUND
 +24V HOUSE BATT.

BLK(W5200) ROOM 1 LOCK SOLENOID
 WHT(W6230)
 BLK(W5100) ROOM 1 RETRACT SOLENOID
 WHT(W6230)
 BLK(W5000) ROOM 1 EXTEND SOLENOID
 WHT(W6230)
 BLK(W5300) ROOM 1 UNLOCK SOLENOID
 WHT(W6230)



MP88.54
 23AUG99

MP88547 D/D
 23AUG99