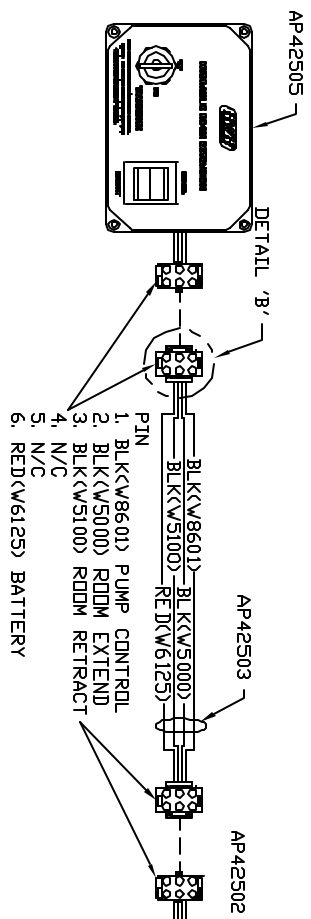
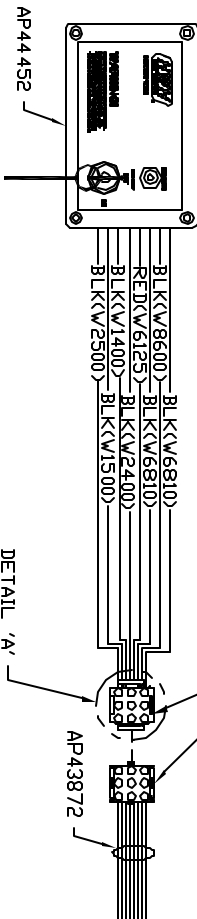
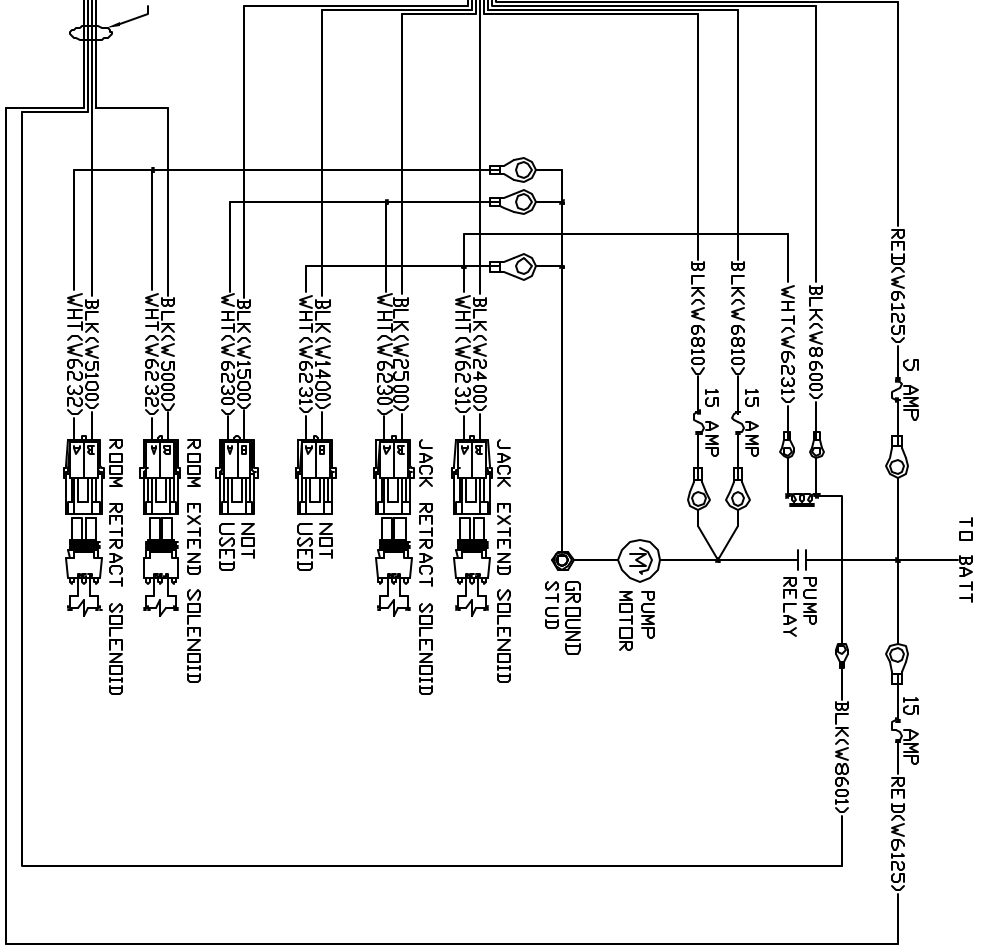


- PIN
1. N/C
 2. BLK(W8600) PUMP CONTROL
 3. RED(W6125) BATTERY
 4. BLK(W6810) SW. BATTERY
 5. BLK(W6810) SW. BATTERY
 6. BLK(W2400) RF JACK EXTEND
 7. BLK(W1400) NDT USED
 8. BLK(W1500) NDT USED
 9. BLK(W2500) RF JACK RETRACT



- PIN
1. BLK(W8601) PUMP CONTROL
 2. BLK(W5000) ROOM EXTEND
 3. BLK(W5100) ROOM RETRACT
 4. N/C
 5. N/C
 6. RED(W6125) BATTERY



NOTE: INSTALLATION MUST CONFORM TO GOOD SHOP PRACTICES, SAE STANDARDS, RVIA STANDARDS, AND OTHER APPLICABLE STANDARDS.

1	04DC110	BLK(W6810) WAS BLK(W6800)	REVISION
ND	DATE		
THE INFORMATION DISCLOSED IN THIS DRAWING IS CONFIDENTIAL AND MUST NOT BE DISCLOSED OR USED IN ANY MANNER WHICH WILL BE DETRIMENTAL TO THE HWH CORPORATION			
SCALE 1:3		DATE 27SEP10	DESIGNER RT.
HWH		1-80 EXT 267 SOUTH RT 1 MOSCOW, IDWA 52760	
SYSTEM SCHEMATIC ELEC			
DRAWING NUMBER			MP905250