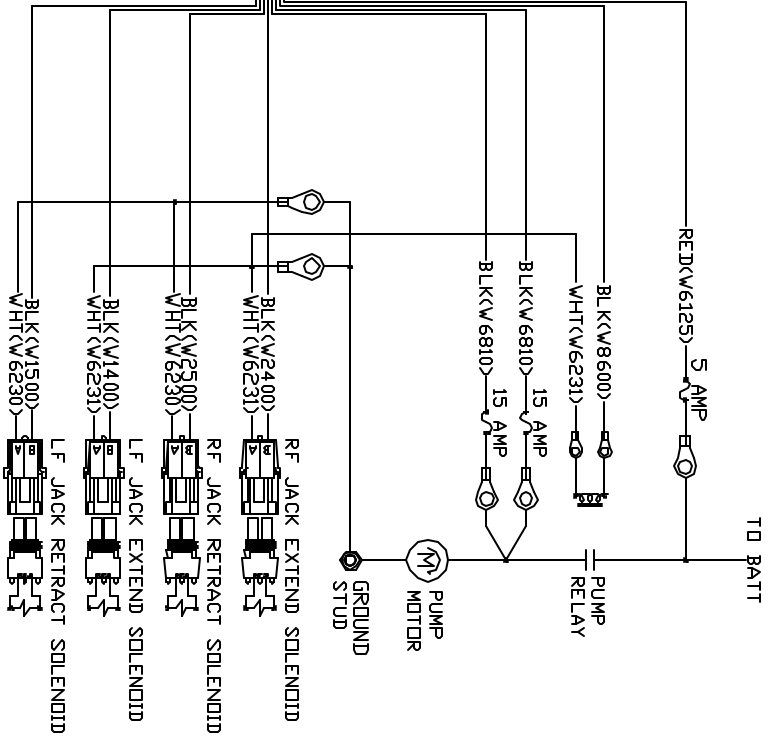
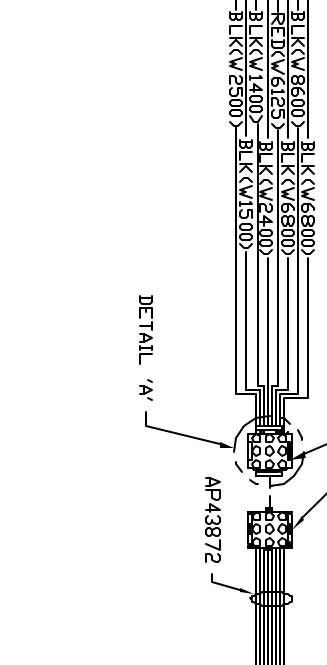
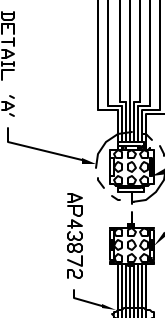
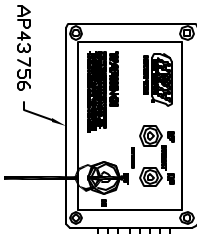


- PIN
1. N/C
  2. BLK(W8600) PUMP CONTROL
  3. RED(W6125) BATTERY
  4. BLK(W6810) SW. BATTERY
  5. BLK(W6810) SW. BATTERY
  6. BLK(W2400) RF JACK EXTEND
  7. BLK(W1400) LF JACK EXTEND
  8. BLK(W1500) LF JACK RETRACT
  9. BLK(W2500) RF JACK RETRACT



NOTE: INSTALLATION MUST CONFORM TO GOOD SHOP PRACTICES, SAE STANDARDS, RVIA STANDARDS, AND OTHER APPLICABLE STANDARDS.

		HWH		1-80 EXT 267 SOUTH	
		RT 1 MOSCOW, IOWA 52760			
		SCALE 1:3	DATE 26FEB14	DRAWING NUMBER MP910000	
		SYSTEM SCHEMATIC ELEC			
NO.	DATE	REVISION			
THE INFORMATION DISCLOSED IN THIS DRAWING IS CONFIDENTIAL AND MUST NOT BE DISCLOSED OR USED IN ANY MANNER WHICH WILL BE DETRIMENTAL TO THE HWH CORPORATION					