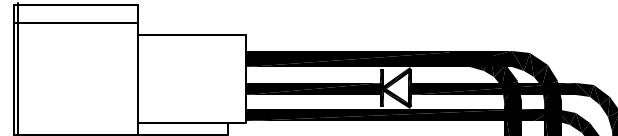
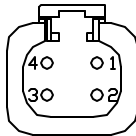
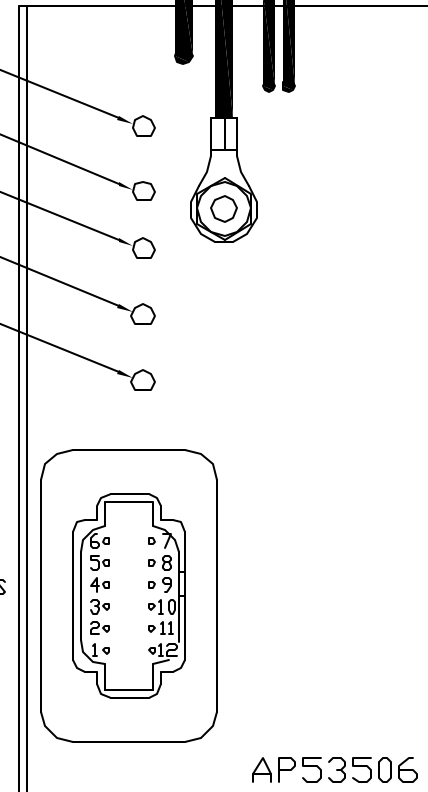


- PIN
1. BLK(W6810) SW. BATTERY FROM PUMP RELAY
 2. BLK(W6800) SW. BATTERY FROM MASTER RELAY
 3. BLK(W8601) PUMP (HAS DIODE)
 4. WHT(W6230) GROUND



- CYLINDER EXTEND 1
- CYLINDER RETRACT 1
- CYLINDER EXTEND 2
- CYLINDER RETRACT 2
- PUMP



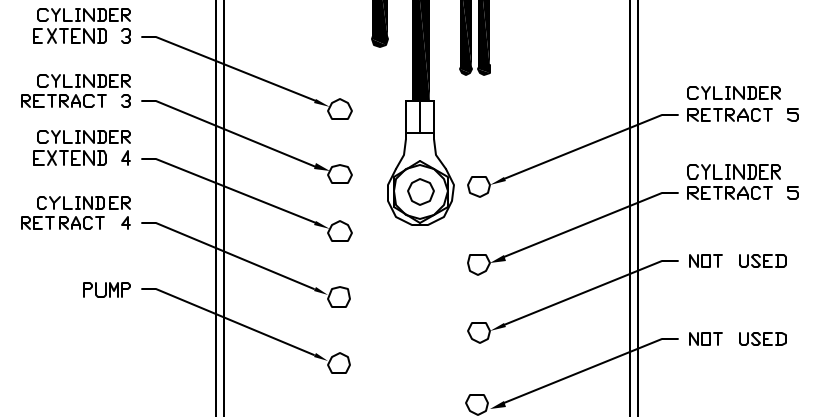
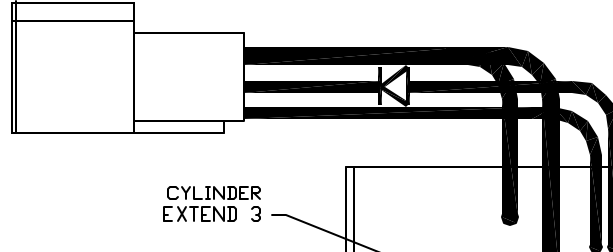
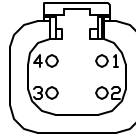
- PIN
1. BLK(W5000) EXTEND ROOM 1
 2. BLK(W5100) RETRACT ROOM 1
 3. BLK(W5001) EXTEND ROOM 2
 4. BLK(W5101) RETRACT ROOM 2
 5. N/C
 6. N/C
 7. RED(W6805) +12V TO ROOM SWITCHES
 8. N/C
 9. N/C
 10. N/C
 11. N/C
 12. N/C

NOTE: INSTALLATION MUST CONFORM TO GOOD SHOP PRACTICES, SAE STANDARDS, RVIA STANDARDS, AND OTHER APPLICABLE STANDARDS.

		HWH		I-80 EXIT 267 SOUTH RT 1 MOSCOW, IOWA 52760	
		SCALE 1:3	DATE 09MAR15	DRAWN BY .	
		SYSTEM SCHEMATIC ELEC			
NO.	DATE	REVISION		DRAWING NUMBER MP91116 A/D	
THE INFORMATION DISCLOSED ON THIS DRAWING IS CONFIDENTIAL AND MUST NOT BE DISCLOSED OR USED IN ANY MANNER WHICH WILL BE DETRIMENTAL TO THE HWH CORPORATION					

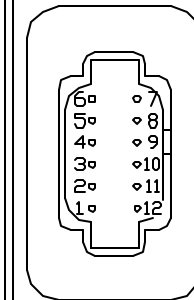
PIN

1. BLK(W6810) SW. BATTERY FROM PUMP RELAY
2. BLK(W6800) SW. BATTERY FROM MASTER RELAY
3. BLK(W8601) PUMP (HAS DIODE)
4. WHT(W6230) GROUND



PIN

1. BLK(W5002) EXTEND ROOM 3
2. BLK(W5102) RETRACT ROOM 3
3. BLK(W5003) EXTEND ROOM 4
4. BLK(W5103) RETRACT ROOM 4
5. N/C
6. N/C
7. RED(W6805) +12V TO ROOM SWITCHES
8. N/C
9. BLK(W5004) EXTEND ROOM 5
10. BLK(W5104) RETRACT ROOM 5
11. N/C
12. N/C



AP53292

NOTE: INSTALLATION MUST CONFORM TO GOOD SHOP PRACTICES, SAE STANDARDS, RVIA STANDARDS, AND OTHER APPLICABLE STANDARDS.

MP91116 B
09MAR15

