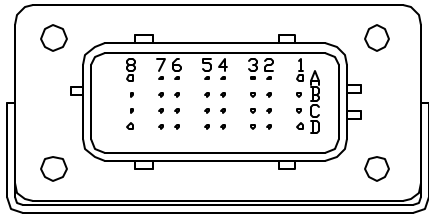
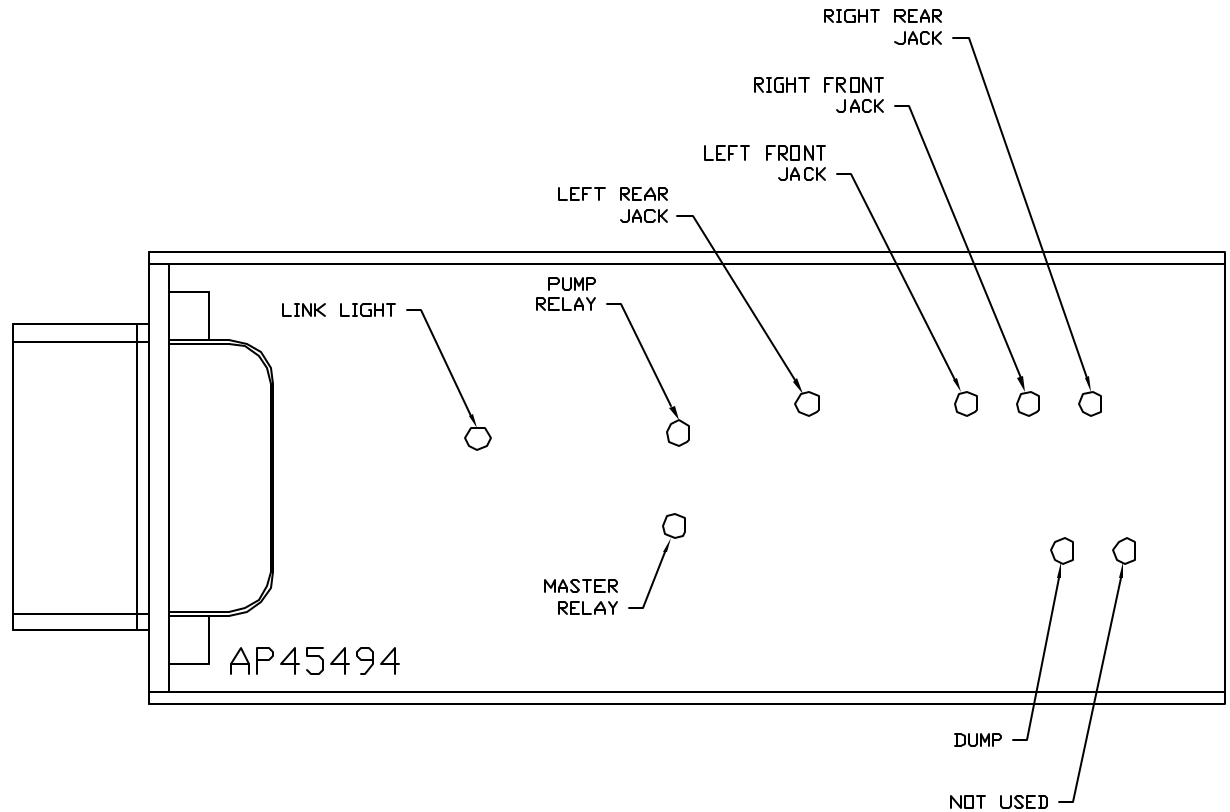


FRONT VIEW - AP45494

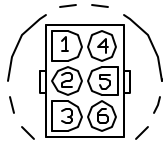


- PIN
- A1. BLACK - N/C
 - A2. YELLOW - CAN HIGH
 - A3. N/C
 - A4. N/C
 - A5. BLK<W2000> - RIGHT FRONT JACK WARNING SWITCH
 - A6. BLK<W2200> - RIGHT FRONT JACK PRESSURE SWITCH
 - A7. BLK<W3200> - RIGHT REAR JACK PRESSURE SWITCH
 - A8. BLK<W8101> - 50 LB. PRESSURE SWITCH
 - B1. RED<W6800> - TOUCH PANEL POWER
 - B2. GREEN - CAN LOW
 - B3. WHT<W6230> - TOUCH PANEL GROUND
 - B4. N/C
 - B5. BLK<W3000> - RIGHT REAR JACK WARNING SWITCH
 - B6. BLK<W4200> - LEFT REAR JACK PRESSURE SWITCH
 - B7. N/C
 - B8. BLK<W8100> - 3000 LB. PRESSURE SWITCH
 - C1. RED<W6121> - LEVEL SENSOR POWER
 - C2. CAN SHIELD
 - C3. WHT<W6231> - LEVEL SENSOR GROUND
 - C4. BLK<W0400> - REAR SENSE
 - C5. BLK<W4000> - LEFT REAR JACK WARNING SWITCH
 - C6. N/C
 - C7. N/C
 - C8. BLK<W0300> - RIGHT SIDE SENSE
 - D1. RED<W6120> - ACCESSORY
 - D2. WHT<W6235> - WARNING SWITCH GROUND
 - D3. N/C
 - D4. BLK<W1000> - LEFT FRONT JACK WARNING SWITCH
 - D5. BLK<W1200> - LEFT FRONT JACK PRESSURE SWITCH
 - D6. BLK<W0100> - LEFT SIDE SENSE
 - D7. BLK<W0200> - FRONT SENSE
 - D8. BLK<W9000> - PARK BRAKE
- NOTE: WIRE NUMBERS ON THIS SHEET ARE REFERENCED TO HARNESS PLUGS.

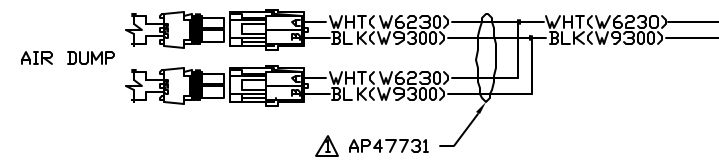


NOTE: INSTALLATION MUST CONFORM TO GOOD SHOP PRACTICES, SAE STANDARDS, RVIA STANDARDS, AND OTHER APPLICABLE STANDARDS.

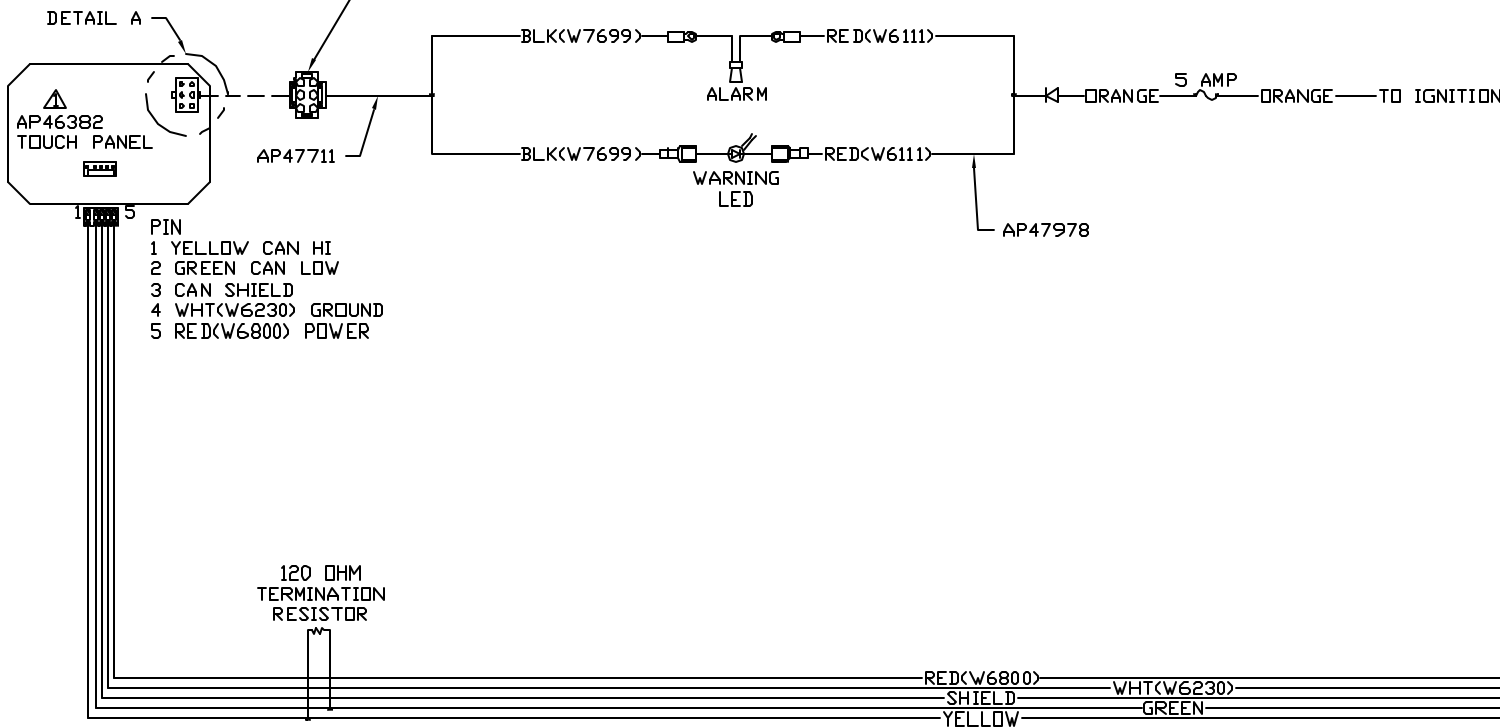
		HWH		I-80 EXIT 267 SOUTH RT 1 MOSCOW, IOWA 52760	
		SCALE 1:3	DATE 18MAR15	DRAWN BY .	
▲	15MAY15	WAS AP47493, ADD AP47731			
NO.	DATE	REVISION			
SYSTEM SCHEMATIC ELEC					
THE INFORMATION DISCLOSED ON THIS DRAWING IS CONFIDENTIAL AND MUST NOT BE DISCLOSED OR USED IN ANY MANNER WHICH WILL BE DETRIMENTAL TO THE HWH CORPORATION					DRAWING NUMBER MP91121 A/C



DETAIL A



- PIN
- 1. N/C
 - 2. N/C
 - 3. N/C
 - 4. N/C
 - 5. BLK(W7699) WARNING LED/ALARM CONTROL
 - 6. N/C



NOTE: INSTALLATION MUST CONFORM TO GOOD SHOP PRACTICES, SAE STANDARDS, RVIA STANDARDS, AND OTHER APPLICABLE STANDARDS.

AP55002

MP91121 B
15MAY15

