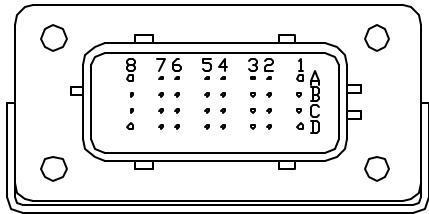


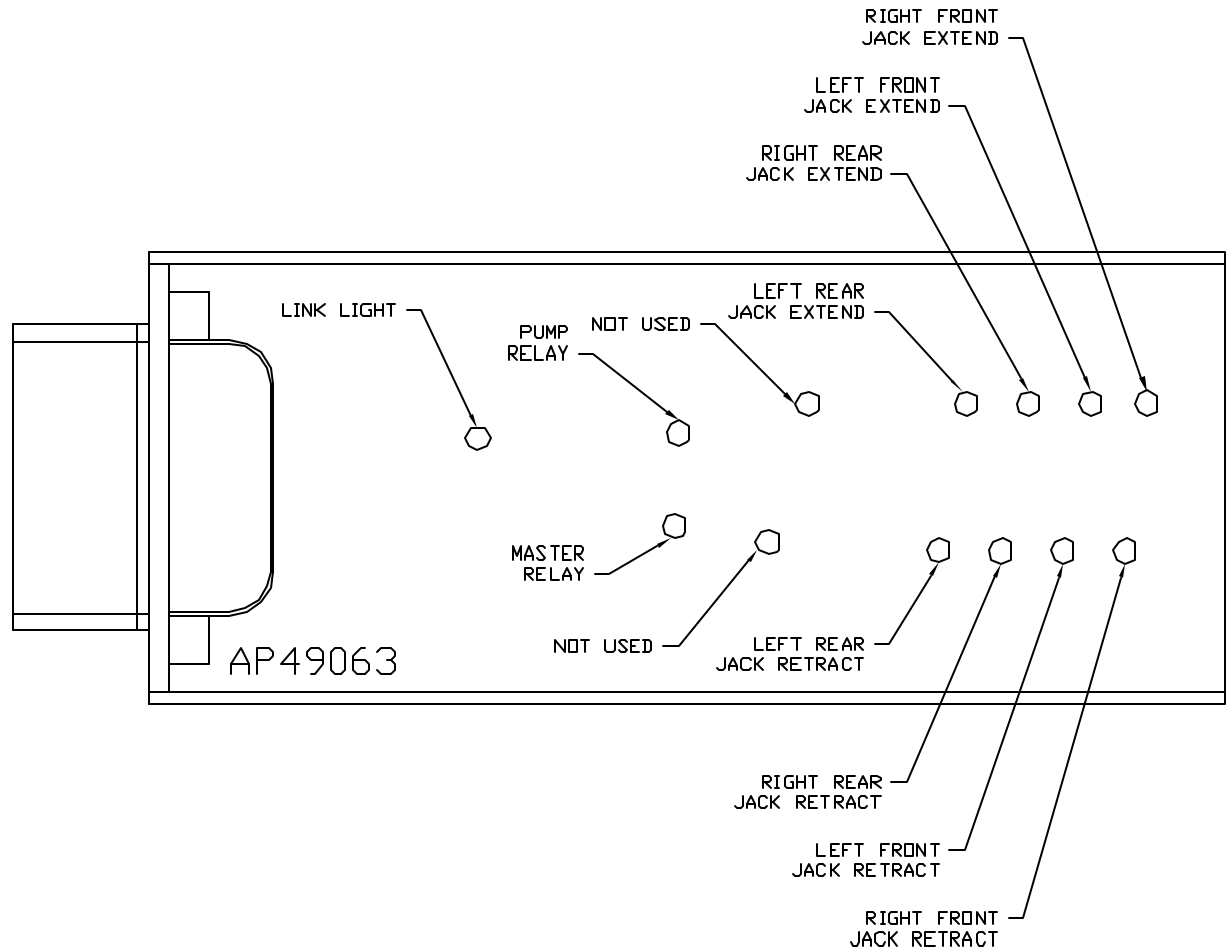
FRONT VIEW - AP49063



PIN

- A1. BLACK - NOT USED
- A2. YELLOW - CAN HIGH
- A3. N/C
- A4. N/C
- A5. BLK(W2000) - RIGHT FRONT JACK WARNING SWITCH
- A6. BLK(W2200) - RIGHT FRONT JACK PRESSURE SWITCH
- A7. BLK(W3200) - RIGHT REAR JACK PRESSURE SWITCH
- A8. BLACK - NOT USED
- B1. RED(W6802) - TOUCH PANEL POWER
- B2. GREEN - CAN LOW
- B3. WHT(W6230) - TOUCH PANEL GROUND
- B4. N/C
- B5. BLK(W3000) - RIGHT REAR JACK WARNING SWITCH
- B6. BLK(W4200) - LEFT REAR JACK PRESSURE SWITCH
- B7. N/C
- B8. BLK(W8100) - SYSTEM PRESSURE SWITCH
- C1. RED(W6802) - LEVEL SENSOR POWER
- C2. CAN SHIELD
- C3. WHT(W6231) - LEVEL SENSOR GROUND
- C4. BLK(W0400) - REAR SENSE
- C5. BLK(W4000) - LEFT REAR JACK WARNING SWITCH
- C6. N/C
- C7. N/C
- C8. BLK(W0300) - RIGHT SIDE SENSE
- D1. BLK(W6800) - SWITCHED BATTERY FROM PANEL
- D2. WHT(W6235) - WARNING SWITCH GROUND
- D3. N/C
- D4. BLK(W1000) - LEFT FRONT JACK WARNING SWITCH
- D5. BLK(W1200) - LEFT FRONT JACK PRESSURE SWITCH
- D6. BLK(W0100) - LEFT SIDE SENSE
- D7. BLK(W0200) - FRONT SENSE
- D8. WHT(W6230) - GROUND

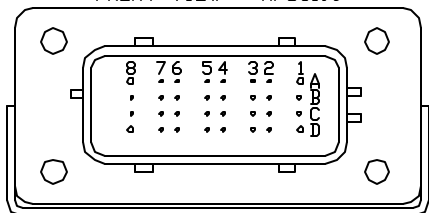
NOTE: WIRE NUMBERS ON THIS SHEET ARE REFERENCED TO HARNESS PLUGS.



NOTE: INSTALLATION MUST CONFORM TO GOOD SHOP PRACTICES, SAE STANDARDS, RVIA STANDARDS, AND OTHER APPLICABLE STANDARDS.

			<b>HWH</b>	I-80 EXIT 267 SOUTH RT 1 MOSCOW, IOWA 52760
			SCALE 1:3	DATE 21MAY15
			DRAWN BY .	
NO.	DATE	REVISION	<b>SYSTEM SCHEMATIC ELEC</b>	
THE INFORMATION DISCLOSED ON THIS DRAWING IS CONFIDENTIAL AND MUST NOT BE DISCLOSED OR USED IN ANY MANNER WHICH WILL BE DETRIMENTAL TO THE HWH CORPORATION			DRAWING NUMBER <b>MP91138 A/D</b>	

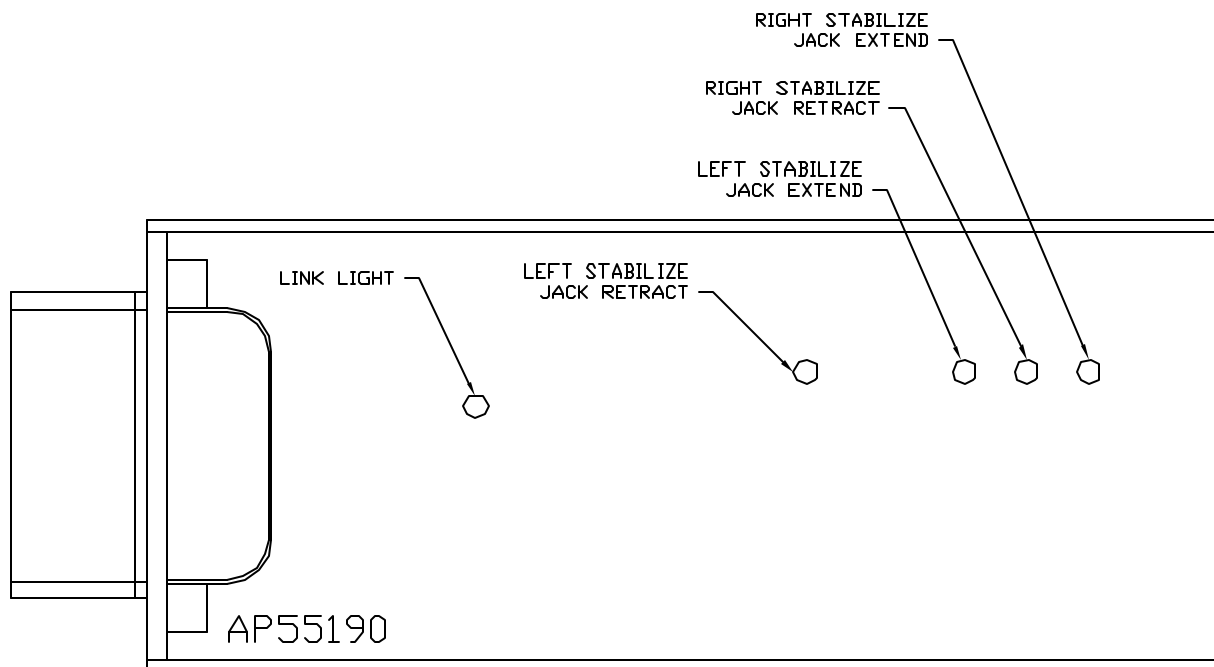
FRONT VIEW - AP55190



PIN

- A1. BLACK - NOT USED
- A2. YELLOW - CAN HIGH
- A3. N/C
- A4. N/C
- A5. N/C
- A6. N/C
- A7. BLK(W3201) - RIGHT STABILIZE JACK PRESSURE SWITCH
- A8. BLACK - NOT USED
- B1. N/C
- B2. GREEN - CAN LOW
- B3. WHT(W6230) - GROUND
- B4. N/C
- B5. BLK(W3001) - RIGHT STABILIZE JACK WARNING SWITCH
- B6. BLK(W4201) - LEFT STABILIZE JACK PRESSURE SWITCH
- B7. N/C
- B8. N/C
- C1. N/C
- C2. CAN SHIELD
- C3. N/C
- C4. N/C
- C5. BLK(W4001) - LEFT STABILIZE JACK WARNING SWITCH
- C6. N/C
- C7. N/C
- C8. N/C
- D1. BLK(W6800) - SWITCHED BATTERY FROM PANEL
- D2. WHT(W6246) - WARNING SWITCH GROUND
- D3. N/C
- D4. N/C
- D5. N/C
- D6. N/C
- D7. N/C
- D8. WHT(W6230) - GROUND

NOTE: WIRE NUMBERS ON THIS SHEET ARE REFERENCED TO HARNESS PLUGS.



NOTE: INSTALLATION MUST CONFORM TO GOOD SHOP PRACTICES, SAE STANDARDS, RVIA STANDARDS, AND OTHER APPLICABLE STANDARDS.

