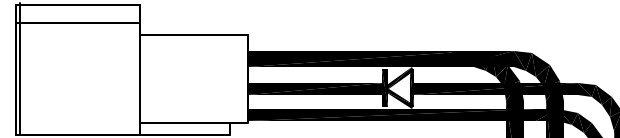
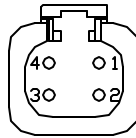
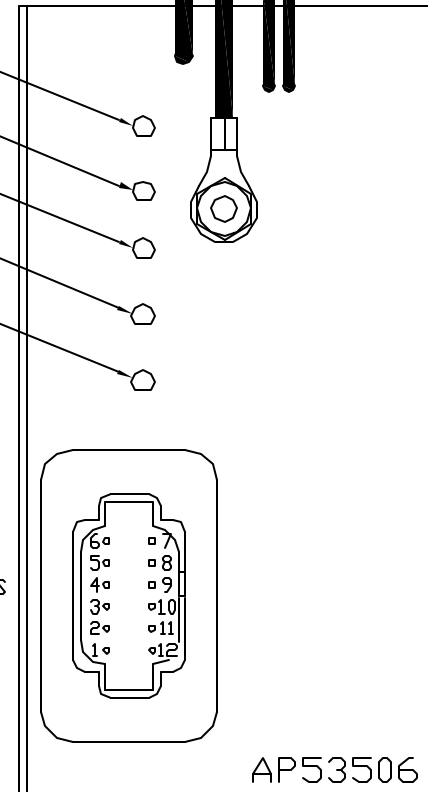


- PIN
1. RED(W6101) SW. BATTERY FROM PUMP RELAY
 2. RED(W6100) BATTERY FROM PUMP RELAY
 3. BLK(W8601) PUMP (HAS DIODE)
 4. WHT(W6230) GROUND



- EXTEND CYL. 1
- RETRACT CYL. 1
- NOT USED
- NOT USED
- PUMP

- PIN
1. BLK(W5000) EXTEND ROOM 1
 2. BLK(W5100) RETRACT ROOM 1
 3. N/C
 4. N/C
 5. N/C
 6. N/C
 7. RED(W6805) +12V TO ROOM SWITCHES
 8. N/C
 9. N/C
 10. N/C
 11. N/C
 12. N/C



NOTE: INSTALLATION MUST CONFORM TO GOOD SHOP PRACTICES, SAE STANDARDS, RVIA STANDARDS, AND OTHER APPLICABLE STANDARDS.

		HWH		I-80 EXIT 267 SOUTH RT 1 MOSCOW, IOWA 52760	
		SCALE 1:3	DATE 02SEP15	DRAWN BY .	
		SYSTEM SCHEMATIC ELEC			
NO.	DATE	REVISION		DRAWING NUMBER MP91168 A/B	
THE INFORMATION DISCLOSED ON THIS DRAWING IS CONFIDENTIAL AND MUST NOT BE DISCLOSED OR USED IN ANY MANNER WHICH WILL BE DETRIMENTAL TO THE HWH CORPORATION					

