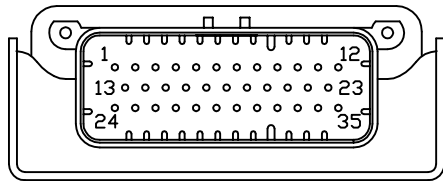
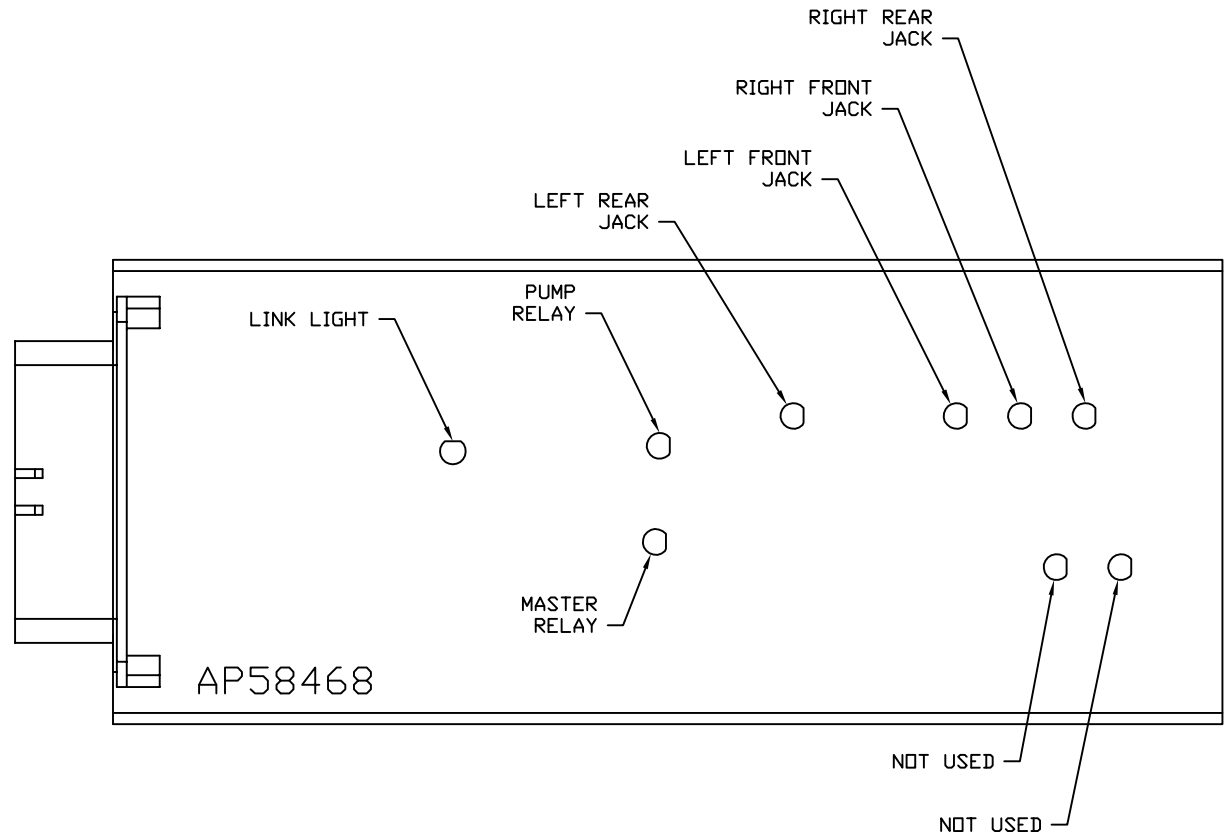


FRONT VIEW - AP58468



- PIN
1. BLK(W9000) - PARK BRAKE
  2. N/C
  3. BLK(W8101) - 50 LB. PRESSURE SWITCH
  4. BLK(W0100) - LEFT SIDE SENSE
  5. BLK(W0400) - REAR SENSE
  6. BLK(W3000) - RIGHT REAR JACK WARNING SWITCH
  7. BLK(W2200) - RIGHT FRONT JACK PRESSURE SWITCH
  8. N/C
  9. BLK(W8601) - PUMP REQUEST
  10. N/C
  11. WHT(W6235) - WARNING SWITCH GROUND
  12. N/C
  13. N/C
  14. N/C
  15. N/C
  16. BLK(W0300) - RIGHT SIDE SENSE
  17. BLK(W2000) - RIGHT FRONT JACK WARNING SWITCH
  18. BLK(W1200) - LEFT FRONT JACK PRESSURE SWITCH
  19. N/C
  20. WHT(W6230) - TOUCH PANEL GROUND
  21. CAN SHIELD
  22. YELLOW - CAN HIGH
  23. GREEN - CAN LOW
  24. N/C
  25. BLK(W4200) - LEFT REAR JACK PRESSURE SWITCH
  26. BLK(W8100) - 3000 LB. PRESSURE SWITCH
  27. BLK(W0200) - FRONT SENSE
  28. BLK(W1000) - LEFT FRONT JACK WARNING SWITCH
  29. BLK(W4000) - LEFT REAR JACK WARNING SWITCH
  30. BLK(W3200) - RIGHT REAR JACK PRESSURE SWITCH
  31. N/C
  32. WHT(W6231) - LEVEL SENSOR GROUND
  33. RED(W6121) - LEVEL SENSOR POWER
  34. RED(W6800) - TOUCH PANEL POWER
  35. RED(W6120) - ACCESSORY

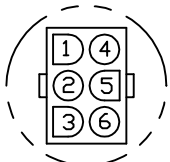
NOTE: WIRE NUMBERS ON THIS SHEET ARE REFERENCED TO HARNESS PLUGS.



NOTE: INSTALLATION MUST CONFORM TO GOOD SHOP PRACTICES, SAE STANDARDS, RVIA STANDARDS, AND OTHER APPLICABLE STANDARDS.

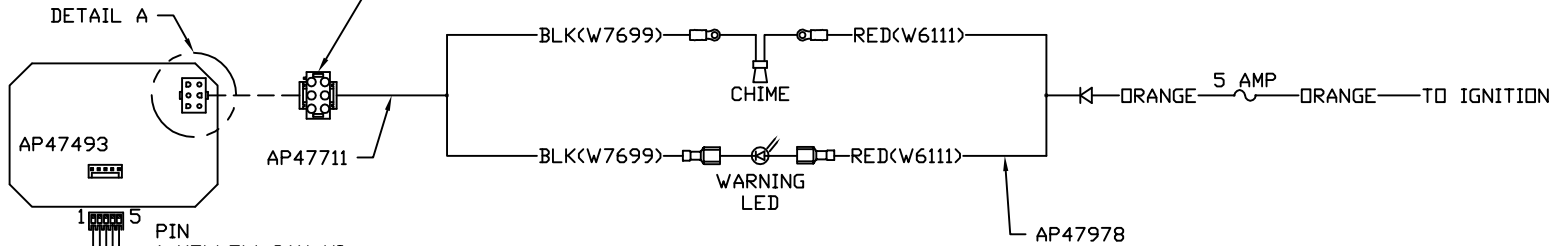
		HWH		I-80 EXIT 267 SOUTH RT 1 MOSCOW, IOWA 52760	
		SCALE 1:3	DATE 13FEB18	DRAWN BY .	
▲	17APR18	WAS AP58579, 15 AMP			
NO.	DATE	REVISION			
		SYSTEM SCHEMATIC ELEC			
THE INFORMATION DISCLOSED ON THIS DRAWING IS CONFIDENTIAL AND MUST NOT BE DISCLOSED OR USED IN ANY MANNER WHICH WILL BE DETRIMENTAL TO THE HWH CORPORATION				DRAWING NUMBER MP91358 A/D	

NOTE: AP47493 TOUCH PANEL AND AP47709 CHIME KIT WHICH INCLUDES AP47711 AND AP47978 ARE ORDERED SEPARATELY FROM HWH CORP.

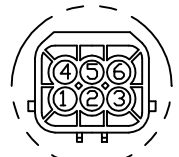


DETAIL A

- PIN
- 1. N/C
  - 2. N/C
  - 3. N/C
  - 4. N/C
  - 5. BLK(W7699) WARNING LED/CHIME CONTROL
  - 6. N/C



- PIN
- 1 YELLOW CAN HI
  - 2 GREEN CAN LOW
  - 3 CAN SHIELD
  - 4 WHT(W6230) GROUND
  - 5 RED(W6800) POWER



DETAIL B  
AS VIEWED FROM WIRE  
END OF CONNECTOR

120 OHM  
TERMINATION  
RESISTOR

- AP28576
- PIN
- 1. BLK(W0400) REAR SENSE
  - 2. WHT(W6231) GROUND
  - 3. RED(W6121) +12V
  - 4. BLK(W0100) LEFT SIDE SENSE
  - 5. BLK(W0200) FRONT SENSE
  - 6. BLK(W0300) RIGHT SIDE SENSE
- RED(W6800)  
SHIELD  
YELLOW
- WHT(W6230)  
GREEN

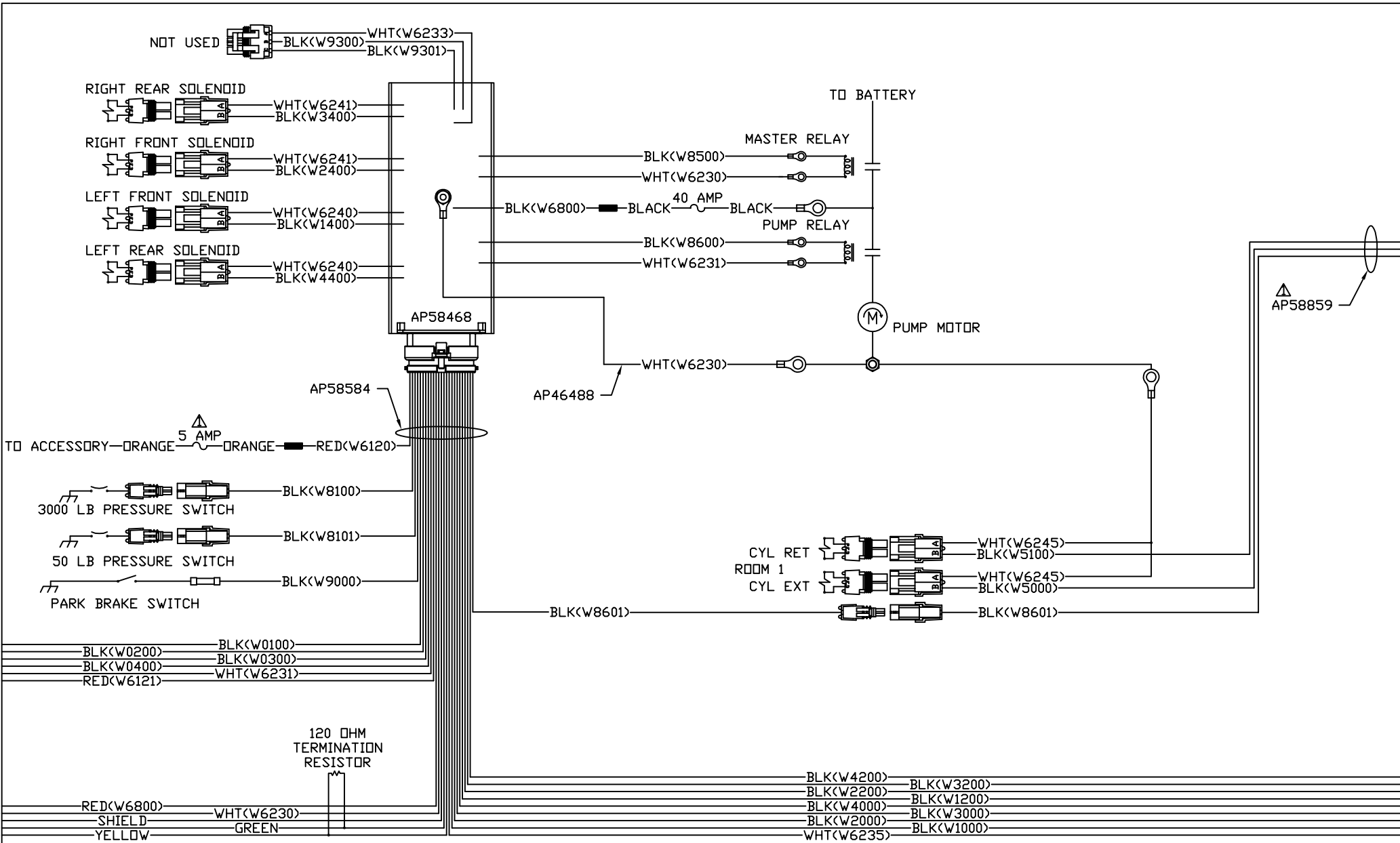
DETAIL B

- BLK(W0100)
- BLK(W0300)
- WHT(W6231)
- BLK(W0200)
- BLK(W0400)
- RED(W6121)

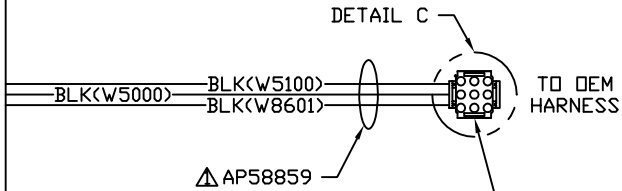
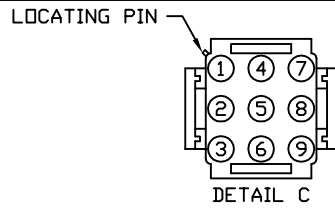
NOTE: INSTALLATION MUST CONFORM TO GOOD SHOP PRACTICES, SAE STANDARDS, RVIA STANDARDS, AND OTHER APPLICABLE STANDARDS.

AP58584

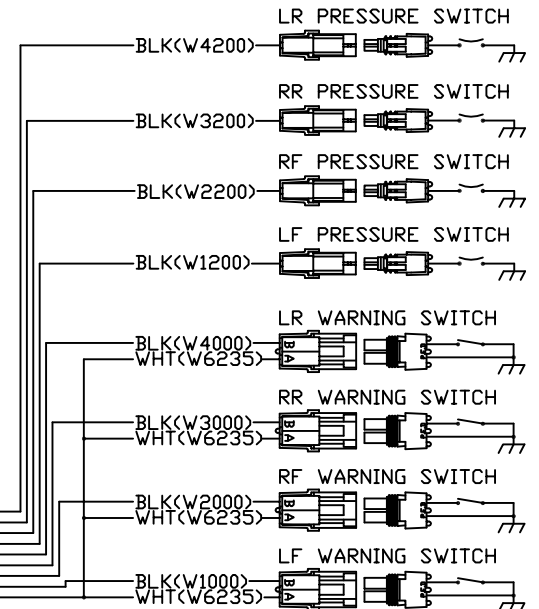
MP91358 B  
13FEB18



NOTE: INSTALLATION MUST CONFORM TO GOOD SHOP PRACTICES, SAE STANDARDS, RVIA STANDARDS, AND OTHER APPLICABLE STANDARDS.



- PIN
1. N/C
  2. BLK<W5000> ROOM 1 EXTEND
  3. BLK<W5100> ROOM 1 RETRACT
  4. N/C
  5. N/C
  6. N/C
  7. BLK<W8601> PUMP REQUEST
  8. N/C
  9. N/C



NOTE: INSTALLATION MUST CONFORM TO GOOD SHOP PRACTICES, SAE STANDARDS, RVIA STANDARDS, AND OTHER APPLICABLE STANDARDS.

AP58584

MP91358 D  
16APR18