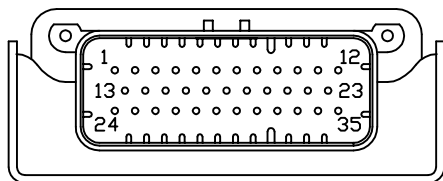


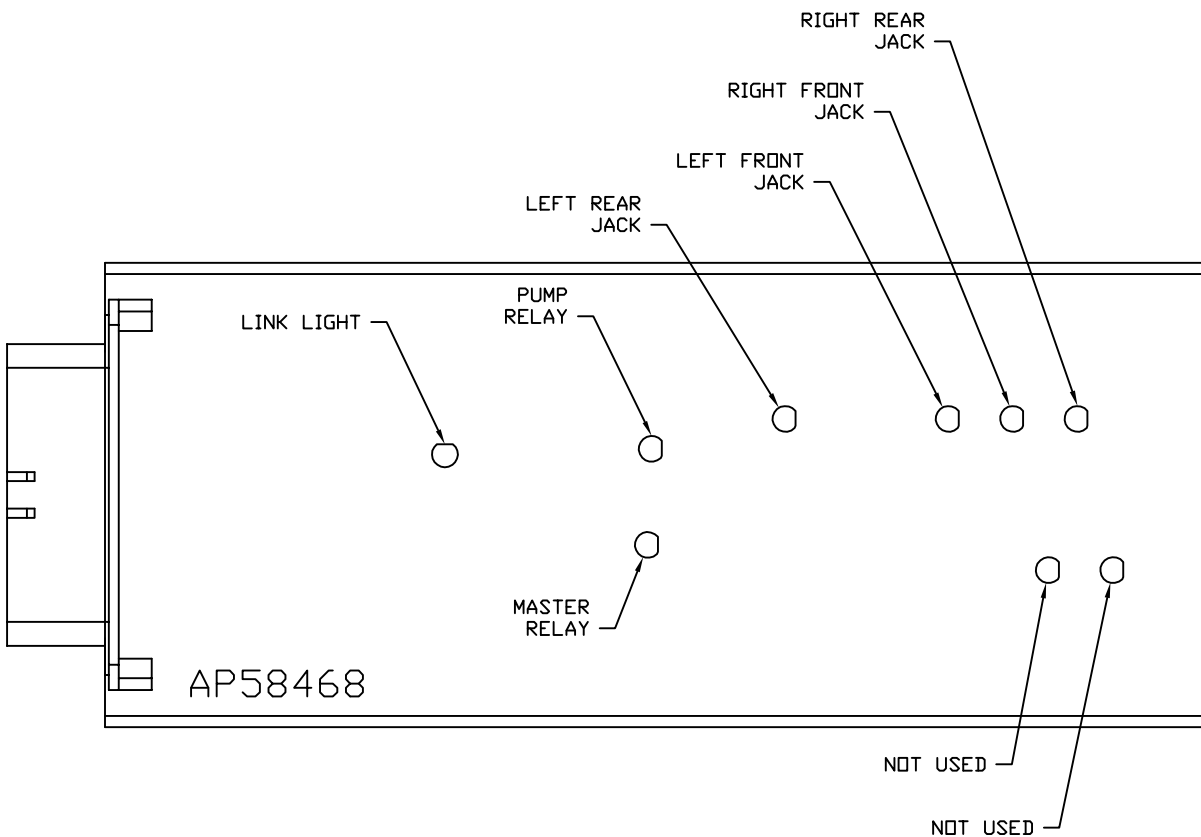
FRONT VIEW - AP58468



PIN

1. BLK(W9000) - PARK BRAKE
2. N/C
3. BLK(W8101) - 50 LB. PRESSURE SWITCH
4. BLK(W0100) - LEFT SIDE SENSE
5. BLK(W0400) - REAR SENSE
6. BLK(W3000) - RIGHT REAR JACK WARNING SWITCH
7. BLK(W2200) - RIGHT FRONT JACK PRESSURE SWITCH
8. N/C
9. BLK(W8601) - PUMP REQUEST
10. N/C
11. WHT(W6235) - WARNING SWITCH GROUND
12. N/C
13. N/C
14. N/C
15. N/C
16. BLK(W0300) - RIGHT SIDE SENSE
17. BLK(W2000) - RIGHT FRONT JACK WARNING SWITCH
18. BLK(W1200) - LEFT FRONT JACK PRESSURE SWITCH
19. N/C
20. WHT(W6230) - TOUCH PANEL GROUND
21. CAN SHIELD
22. YELLOW - CAN HIGH
23. GREEN - CAN LOW
24. N/C
25. BLK(W4200) - LEFT REAR JACK PRESSURE SWITCH
26. BLK(W8100) - 3000 LB. PRESSURE SWITCH
27. BLK(W0200) - FRONT SENSE
28. BLK(W1000) - LEFT FRONT JACK WARNING SWITCH
29. BLK(W4000) - LEFT REAR JACK WARNING SWITCH
30. BLK(W3200) - RIGHT REAR JACK PRESSURE SWITCH
31. N/C
32. WHT(W6231) - LEVEL SENSOR GROUND
33. RED(W6121) - LEVEL SENSOR POWER
34. RED(W6800) - TOUCH PANEL POWER
35. RED(W6120) - ACCESSORY

NOTE: WIRE NUMBERS ON THIS SHEET ARE REFERENCED TO HARNESS PLUGS.

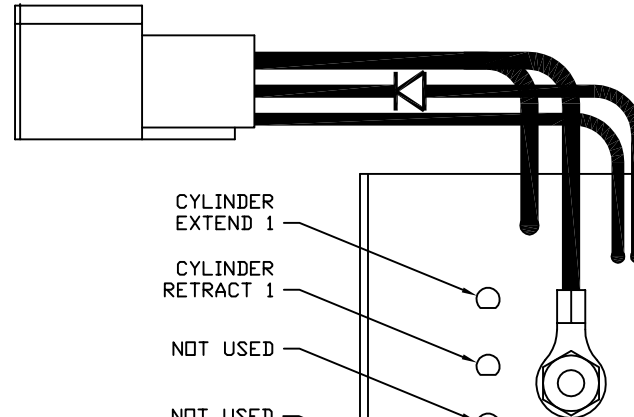
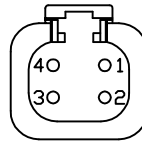


NOTE: INSTALLATION MUST CONFORM TO GOOD SHOP PRACTICES, SAE STANDARDS, RVIA STANDARDS, AND OTHER APPLICABLE STANDARDS.

			HWH I-80 EXIT 267 SOUTH RT 1 MOSCOW, IOWA 52760		
			SCALE 1:3	DATE 26JUL19	DRAWN BY .
			SYSTEM SCHEMATIC ELEC		
NO.	DATE	REVISION			
THE INFORMATION DISCLOSED ON THIS DRAWING IS CONFIDENTIAL AND MUST NOT BE DISCLOSED OR USED IN ANY MANNER WHICH WILL BE DETRIMENTAL TO THE HWH CORPORATION			DRAWING NUMBER MP91477 A/E		

PIN

1. BLK(W6810) SW. BATTERY FROM PUMP RELAY
2. BLK(W6800) SW. BATTERY FROM MASTER RELAY
3. BLK(W8601) PUMP (HAS DIODE)
4. WHT(W6230) GROUND



CYLINDER
EXTEND 1

CYLINDER
RETRACT 1

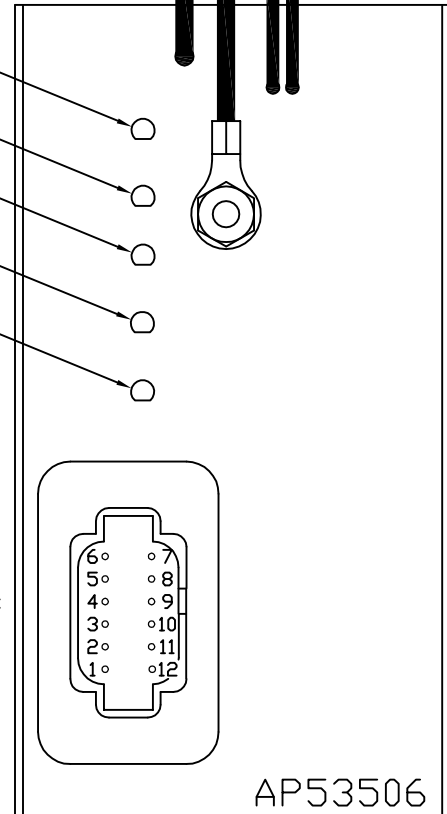
NOT USED

NOT USED

PUMP

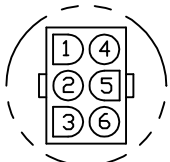
PIN

1. BLK(W5000) EXTEND ROOM 1
2. BLK(W5100) RETRACT ROOM 1
3. N/C
4. N/C
5. N/C
6. N/C
7. RED(W6805) +12V TO ROOM SWITCHES
8. N/C
9. N/C
10. N/C
11. N/C
12. N/C



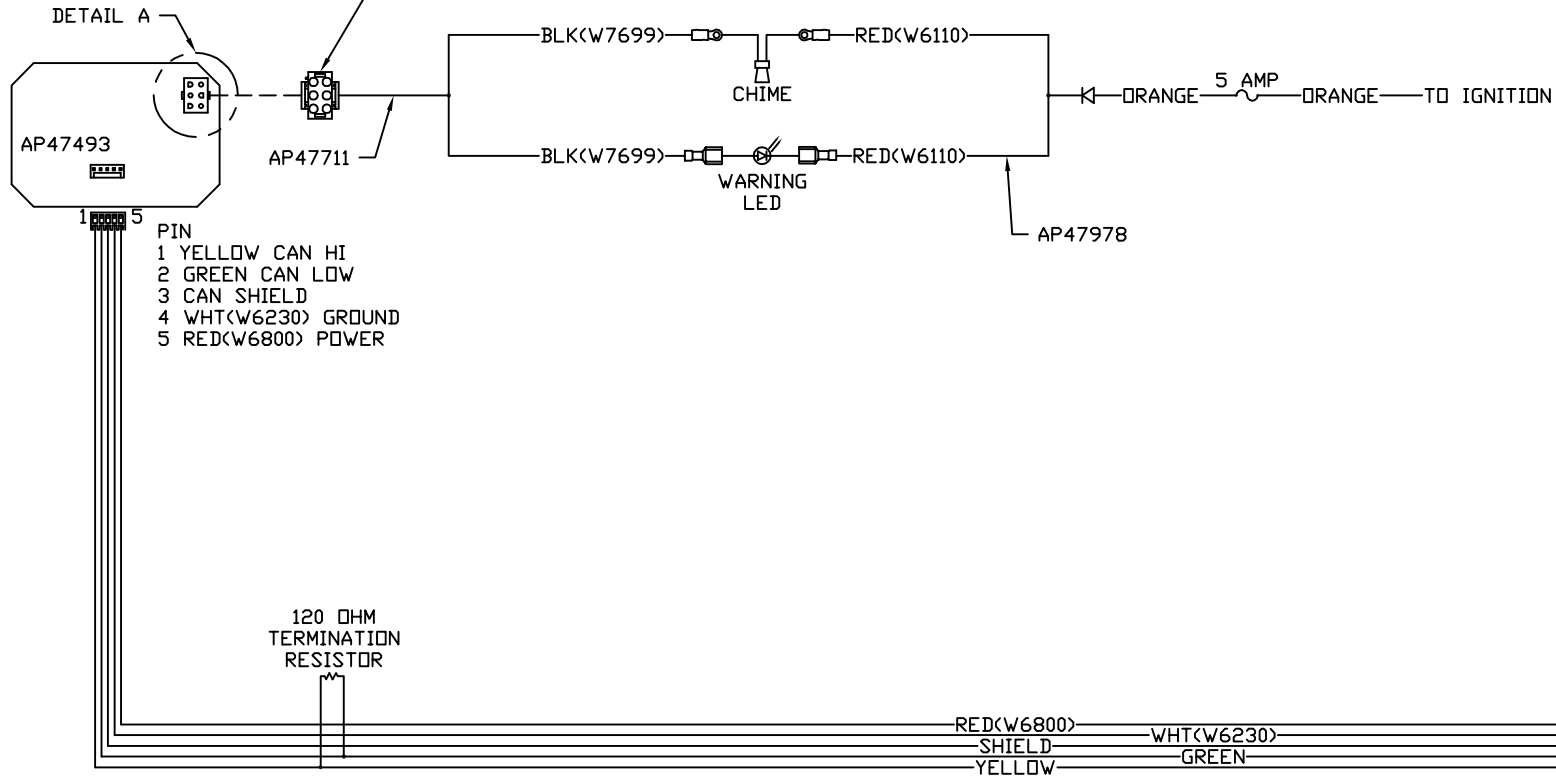
NOTE: INSTALLATION MUST CONFORM TO GOOD SHOP PRACTICES, SAE STANDARDS, RVIA STANDARDS, AND OTHER APPLICABLE STANDARDS.

MP91477 B
26JUL19



DETAIL A

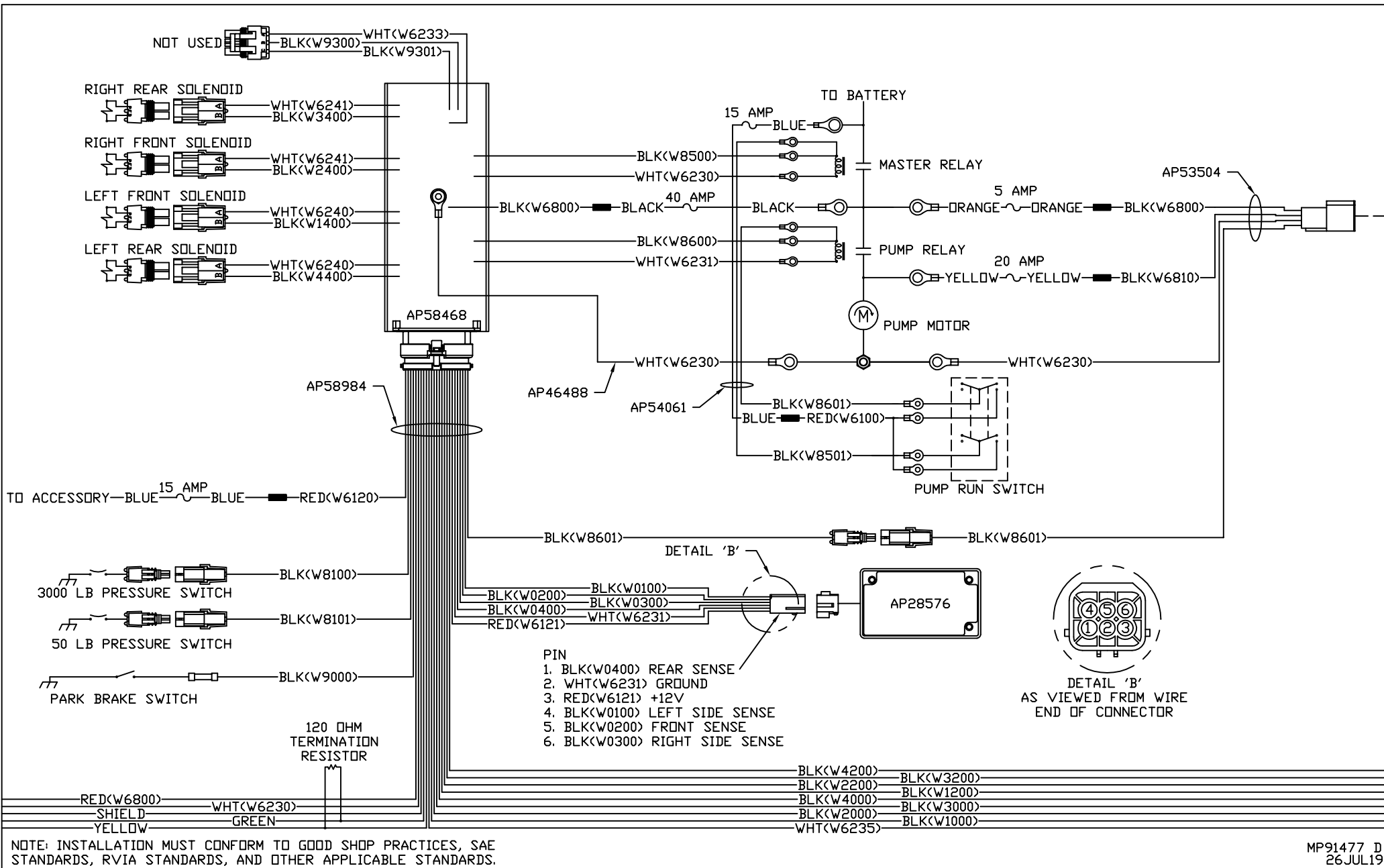
- PIN
 1. N/C
 2. N/C
 3. N/C
 4. N/C
 5. BLK(W7699) WARNING LED/CHIME CONTROL
 6. N/C

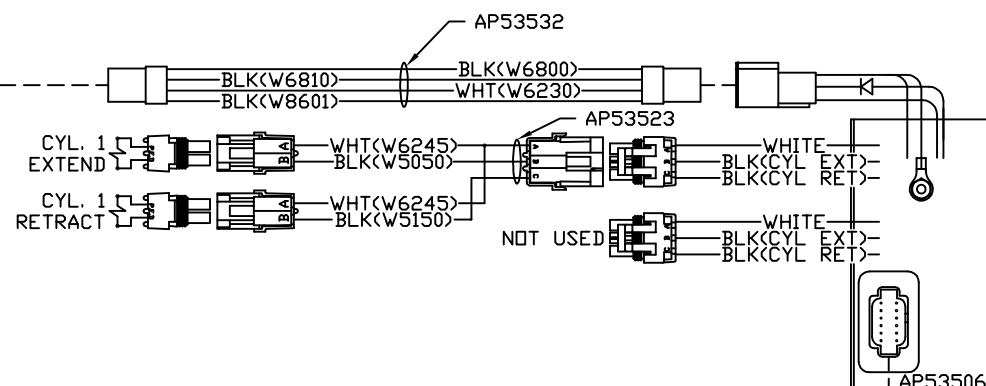
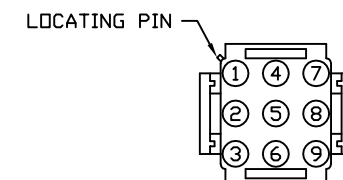


NOTE: INSTALLATION MUST CONFORM TO GOOD SHOP PRACTICES, SAE STANDARDS, RVIA STANDARDS, AND OTHER APPLICABLE STANDARDS.

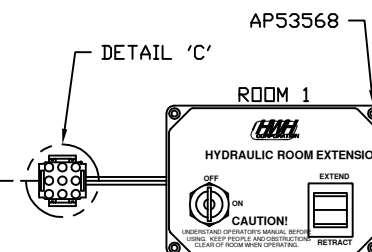
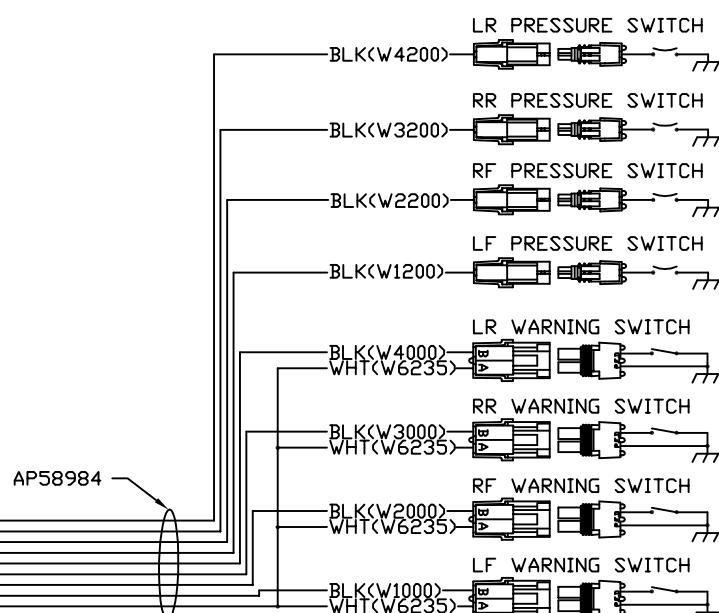
AP58984

MP91477 C
 26JUL19





- 9 PIN
1. N/C
 2. BLK(W5000) EXTEND ROOM 1
 3. BLK(W5100) RETRACT ROOM 1
 4. - 6. N/C
 7. RED(W6805) POWER TO PANEL
 8. - 9. N/C



NOTE: INSTALLATION MUST CONFORM TO GOOD SHOP PRACTICES, SAE STANDARDS, RVIA STANDARDS, AND OTHER APPLICABLE STANDARDS.