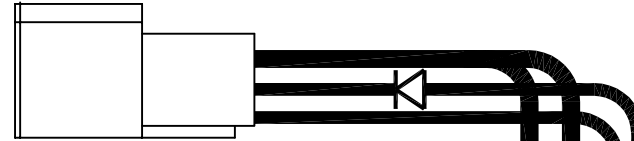
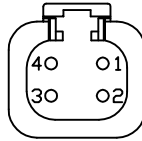
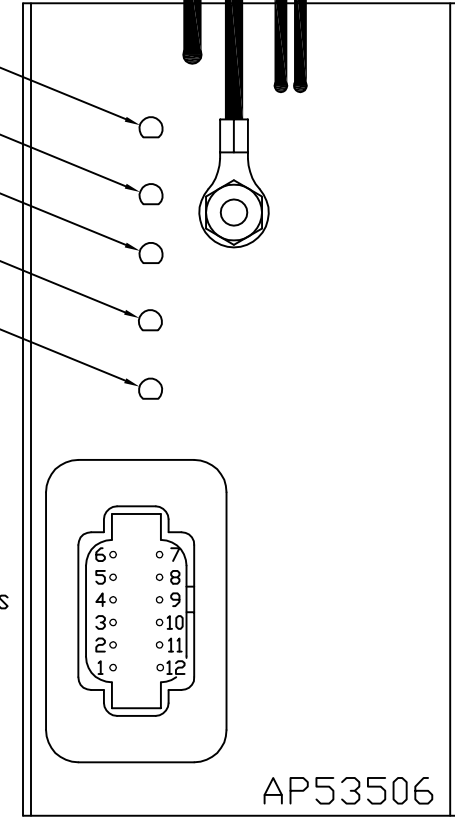


PIN

1. BLK(W6810) SW. BATTERY FROM PUMP RELAY
2. RED(W6100) BATTERY
3. BLK(W8601) PUMP (HAS DIODE)
4. WHT(W6230) GROUND

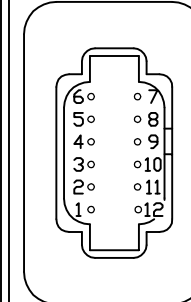


- EXTEND CYL. 1
- RETRACT CYL. 1
- EXTEND CYL. 2
- RETRACT CYL. 2
- PUMP



PIN

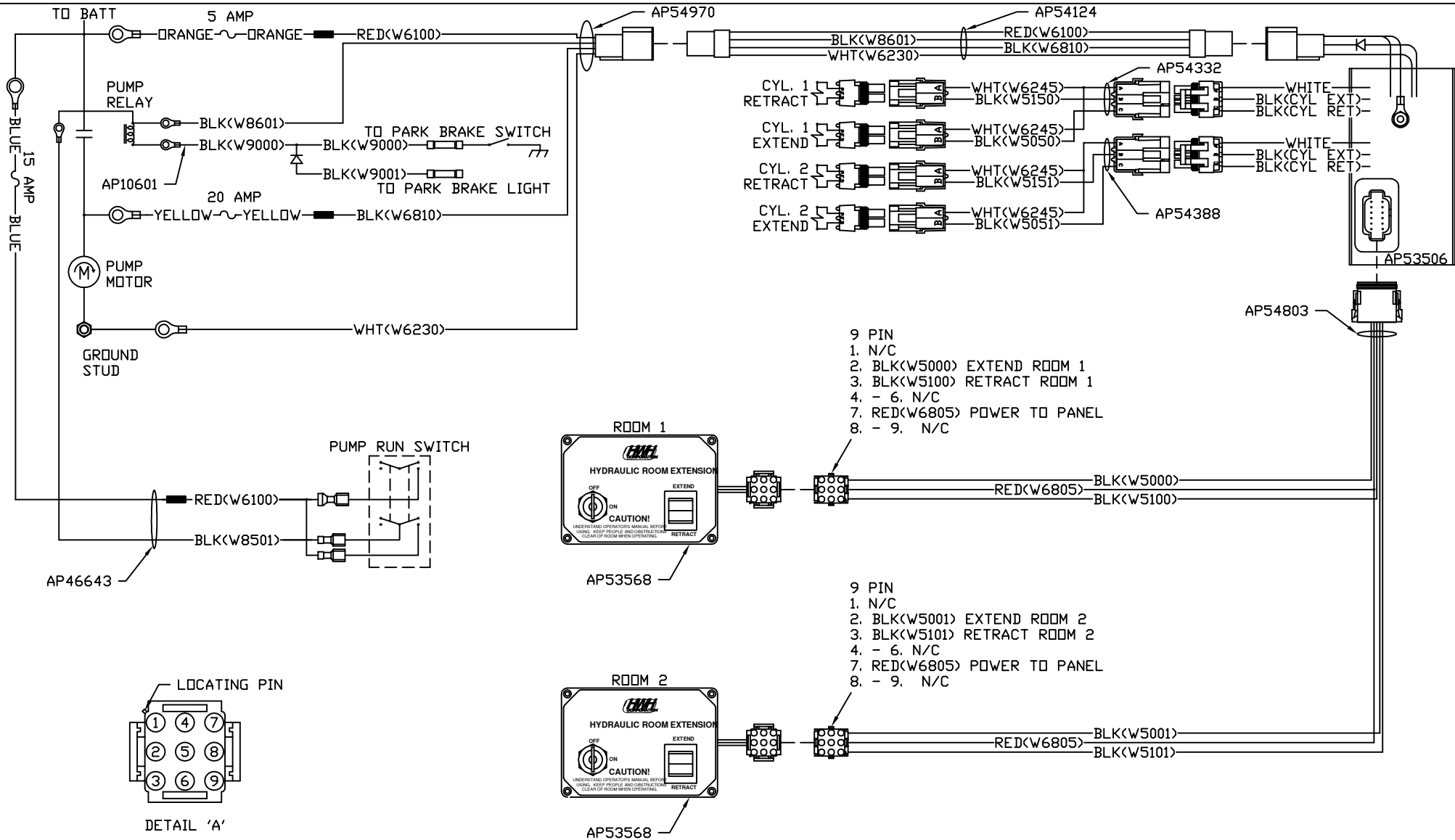
1. BLK(W5000) EXTEND ROOM 1
2. BLK(W5100) RETRACT ROOM 1
3. BLK(W5101) EXTEND ROOM 2
4. BLK(W5101) RETRACT ROOM 2
5. N/C
6. N/C
7. RED(W6805) +12V TO ROOM SWITCHES
8. N/C
9. N/C
10. N/C
11. N/C
12. N/C



AP53506

			HWH			I-80 EXIT 267 SOUTH RT 1 MOSCOW, IOWA 52760		
			SCALE 1:3	DATE 20AUG19	DRAWN BY .			
			SYSTEM SCHEMATIC ELEC					
NO.	DATE	REVISION						
			THE INFORMATION DISCLOSED ON THIS DRAWING IS CONFIDENTIAL AND MUST NOT BE DISCLOSED OR USED IN ANY MANNER WHICH WILL BE DETRIMENTAL TO THE HWH CORPORATION					
			DRAWING NUMBER MP91487 A/B					

NOTE: INSTALLATION MUST CONFORM TO GOOD SHOP PRACTICES, SAE STANDARDS, RVIA STANDARDS, AND OTHER APPLICABLE STANDARDS.



NOTE: INSTALLATION MUST CONFORM TO GOOD SHOP PRACTICES, SAE STANDARDS, RVIA STANDARDS, AND OTHER APPLICABLE STANDARDS.