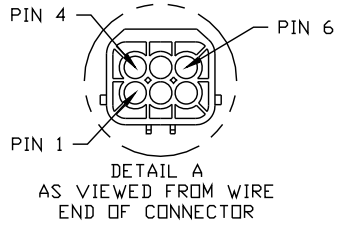


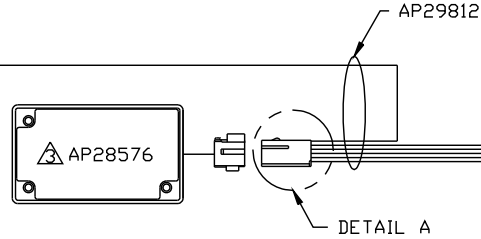
NOTE: INSTALLATION MUST CONFORM TO GOOD SHOP PRACTICES, SAE STANDARDS, RVIA STANDARDS, AND OTHER APPLICABLE STANDARDS.

			HWH I-80 EXIT 267 SOUTH RT 1 MOSCOW, IOWA 52760		
△	16MAY08	WAS AP6983, AP1114	SCALE 1:3	DATE 01MAY98	DRAWN BY .
2	16MAY08	REDRAWN TO 1:3 SCALE			
1	14MAY99	UPDATED TO NEW STRDRS	SYSTEM SCHEMATIC ELEC		
NO.	DATE	REVISION			
THE INFORMATION DISCLOSED ON THIS DRAWING IS CONFIDENTIAL AND MUST NOT BE DISCLOSED OR USED IN ANY MANNER WHICH WILL BE DETRIMENTAL TO THE HWH CORPORATION			DRAWING NUMBER MP88215 A/B		



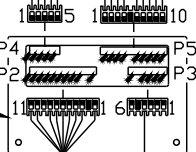
- PIN
1. FRONT SENSE (ORANGE)
 2. GROUND (WHITE)
 3. ACCESSORY (RED)
 4. LEFT SIDE SENSE (YELLOW)
 5. REAR SENSE (BLACK)
 6. RIGHT SIDE SENSE (GREEN)

*** AP29813 INCLUDES:
AP29812 AND AP28576.



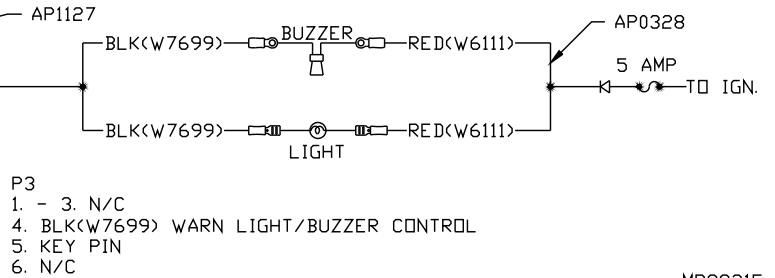
- P4
1. FRONT SENSE (ORANGE)
 2. LEFT SIDE SENSE (GREEN)
 3. REAR SENSE (BLACK)
 4. RIGHT SIDE SENSE (YELLOW)
 5. GROUND (WHITE)

REAR OF
AP1111

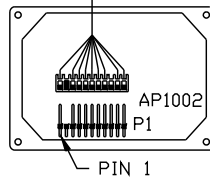
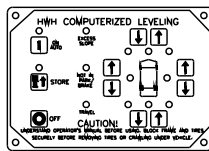


- P5
1. WHT(W6235) GROUND
 2. BLK(W1000) LF JACK WARN
 3. BLK(W2000) RF JACK WARN
 4. BLK(W3000) RR JACK WARN
 5. BLK(W4000) LR JACK WARN
 6. KEY PIN
 7. BLK(W1200) LF PRESS. SW.
 8. BLK(W2200) RF PRESS. SW.
 9. BLK(W3200) RR PRESS. SW.
 10. BLK(W4200) LR PRESS. SW.

- P1-P2
1. BLACK (CR1)
 2. KEY PIN
 3. ORANGE (ACC.)
 4. BROWN (SW ACC.)
 5. RED (NOT USED)
 6. PURPLE (NOT USED)
 7. WHITE (GROUND)
 8. GREEN/BLACK (TRAVEL)
 9. N/C
 10. YELLOW (SCL)
 11. BLUE (SDL)



NOTE: WIRE NUMBERS ON THIS SHEET
ARE REFERENCED TO HARNESS PLUGS.



NOTE: INSTALLATION MUST CONFORM TO GOOD SHOP PRACTICES, SAE
STANDARDS, RVIA STANDARDS, AND OTHER APPLICABLE STANDARDS.