

			HWH I-80 EXIT 267 SOUTH RT 1 MOSCOW, IOWA 52760		
SCALE 1:3		DATE 15APR02	DRAWN BY .		
			SYSTEM SCHEMATIC ELEC		
NO.	DATE	REVISION			
THE INFORMATION DISCLOSED ON THIS DRAWING IS CONFIDENTIAL AND MUST NOT BE DISCLOSED OR USED IN ANY MANNER WHICH WILL BE DETRIMENTAL TO THE HWH CORPORATION					DRAWING NUMBER MP88873 A/B

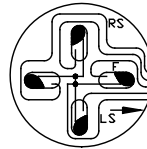
- P1 & P2
1. BLACK
  2. KEY PIN
  3. ORANGE
  4. BROWN
  5. RED
  6. PURPLE
  7. WHITE
  8. GREEN/BLACK
  9. NC
  10. YELLOW
  11. BLUE

- P5
1. WHT(W6235) GROUND
  2. BLK(W1000) LF WARN SW
  3. BLK(W2000) RF WARN SW
  4. BLK(W3000) RR WARN SW
  5. BLK(W4000) LR WARN SW
  6. KEY PIN
  7. BLK(W1200) LF PRESS SW
  8. BLK(W2200) RF PRESS SW
  9. BLK(W3200) RR PRESS SW
  10. BLK(W4200) LR PRESS SW

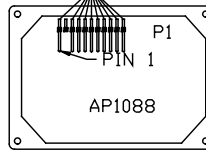
- P4
1. REAR SENSE (RED)
  2. RIGHT SIDE SENSE (GREEN)
  3. FRONT SENSE (BLACK)
  4. LEFT SIDE SENSE (YELLOW)
  5. GROUND (WHITE)

- P3
1. N/C
  2. N/C
  3. N/C
  4. BLK(W7699) WARN LIGHT/BUZZ
  5. KEY PIN
  6. N/C

TO GROUND STUD  
ON CONTROL BOX.

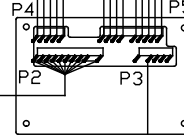


AP6798



AP1088

AP1195



P4

P2

P3

P5

BLK(W9300)  
WHT(W6230)

