

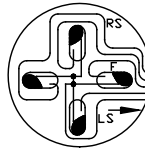
			HWH I-80 EXIT 267 SOUTH RT 1 MOSCOW, IOWA 52760		
SCALE 1:3		DATE 15APR02	DRAWN BY .		
NO. DATE REVISION			SYSTEM SCHEMATIC ELEC		
THE INFORMATION DISCLOSED ON THIS DRAWING IS CONFIDENTIAL AND MUST NOT BE DISCLOSED OR USED IN ANY MANNER WHICH WILL BE DETRIMENTAL TO THE HWH CORPORATION				DRAWING NUMBER MP88874 A/B	

- P1 & P2
1. BLACK
 2. KEY PIN
 3. ORANGE
 4. BROWN
 5. RED
 6. PURPLE
 7. WHITE
 8. GREEN/BLACK
 9. NC
 10. YELLOW
 11. BLUE

- P5
1. WHT(W6235) GROUND
 2. BLK(W1000) LF WARN SW
 3. BLK(W2000) RF WARN SW
 4. BLK(W3000) RR WARN SW
 5. BLK(W4000) LR WARN SW
 6. KEY PIN
 7. BLK(W1200) LF PRESS SW
 8. BLK(W2200) RF PRESS SW
 9. BLK(W3200) RR PRESS SW
 10. BLK(W4200) LR PRESS SW

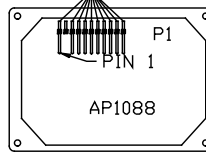
- P4
1. REAR SENSE (RED)
 2. RIGHT SIDE SENSE (GREEN)
 3. FRONT SENSE (BLACK)
 4. LEFT SIDE SENSE (YELLOW)
 5. GROUND (WHITE)

- P3
1. N/C
 2. N/C
 3. N/C
 4. BLK(W7699) WARN LIGHT/BUZZ
 5. KEY PIN
 6. N/C

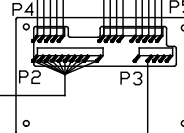


AP6798

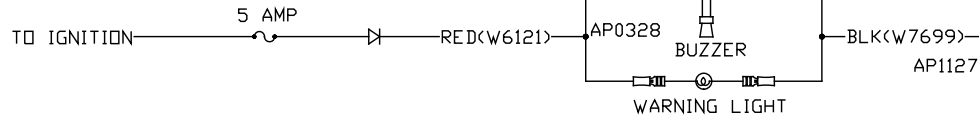
TO GROUND STUD
ON CONTROL BOX.



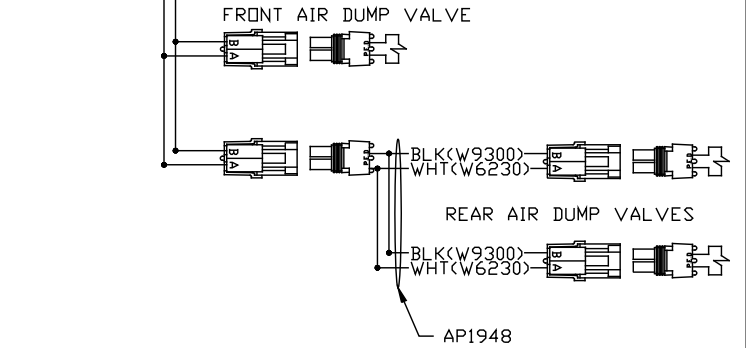
AP1117



AP1115



AP1127



LR PRESSURE SWITCH

BLK(W4200)

RR PRESSURE SWITCH

BLK(W3200)

RF PRESSURE SWITCH

BLK(W2200)

LF PRESSURE SWITCH

BLK(W1200)

LR WARNING SWITCH

BLK(W4000)

WHT(W6230)

RR WARNING SWITCH

BLK(W3000)

WHT(W6235)

RF WARNING SWITCH

BLK(W2000)

WHT(W6235)

LF WARNING SWITCH

BLK(W1000)

WHT(W6235)

FRONT AIR DUMP VALVE

REAR AIR DUMP VALVES

BLK(W9300)

WHT(W6230)

BLK(W9300)

WHT(W6230)