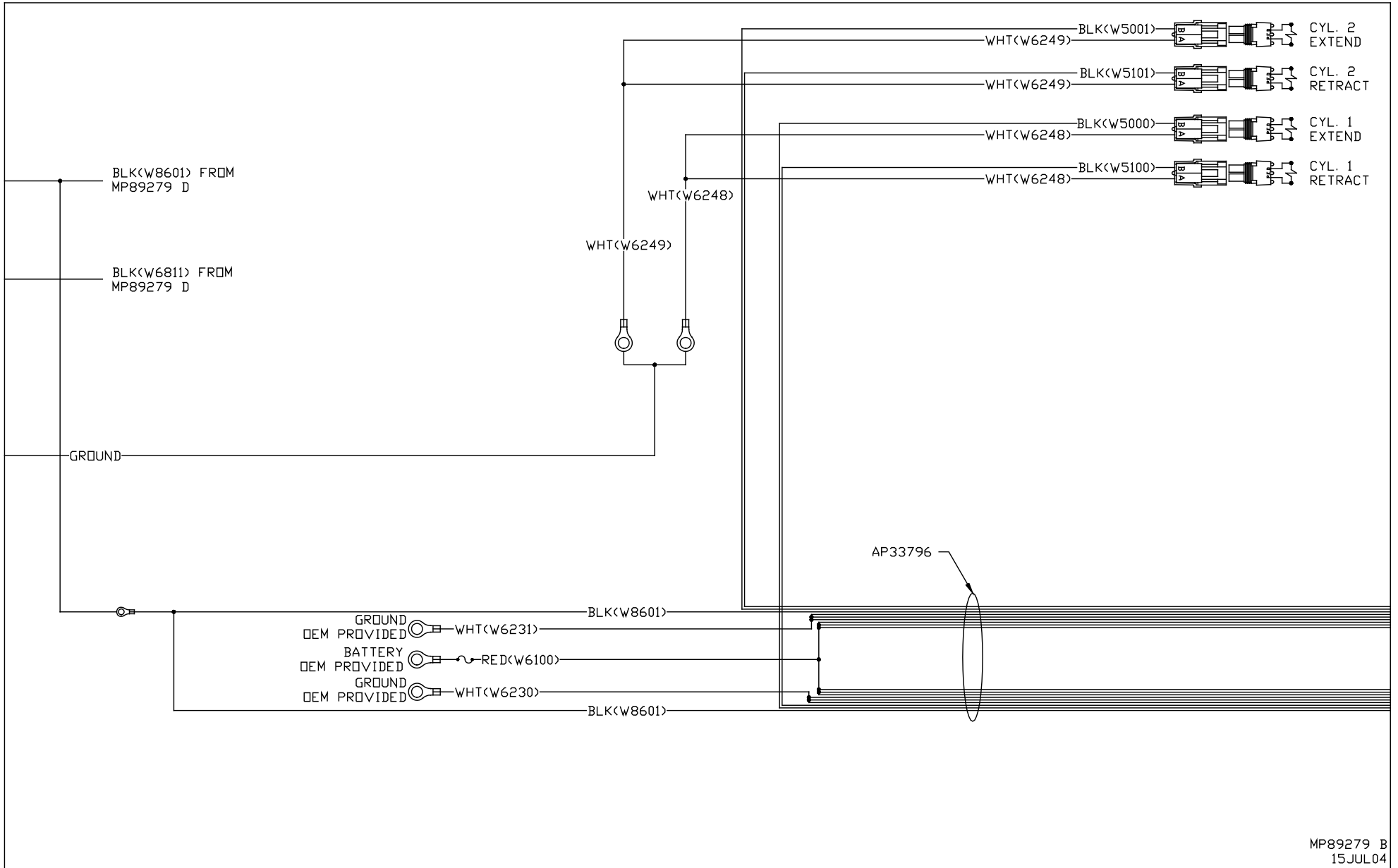
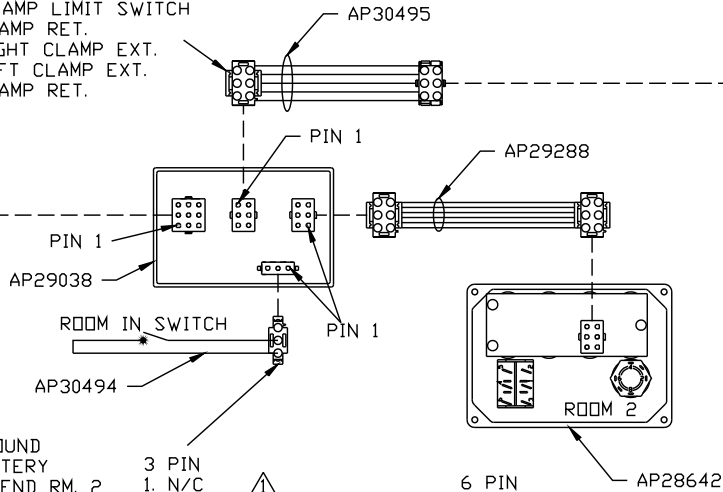


HWH		I-80 EXIT 267 SOUTH RT 1 MOSCOW, IOWA 52760	
SCALE 1:3	DATE 15JUL04	DRAWN BY	
NO. 28APR06	DATE	REVISION WAS W5702	
SYSTEM SCHEMATIC ELEC		DRAWING NUMBER MP89279 A/E	
THE INFORMATION DISCLOSED ON THIS DRAWING IS CONFIDENTIAL AND MUST NOT BE DISCLOSED OR USED IN ANY MANNER WHICH WILL BE DETRIMENTAL TO THE HWH CORPORATION			



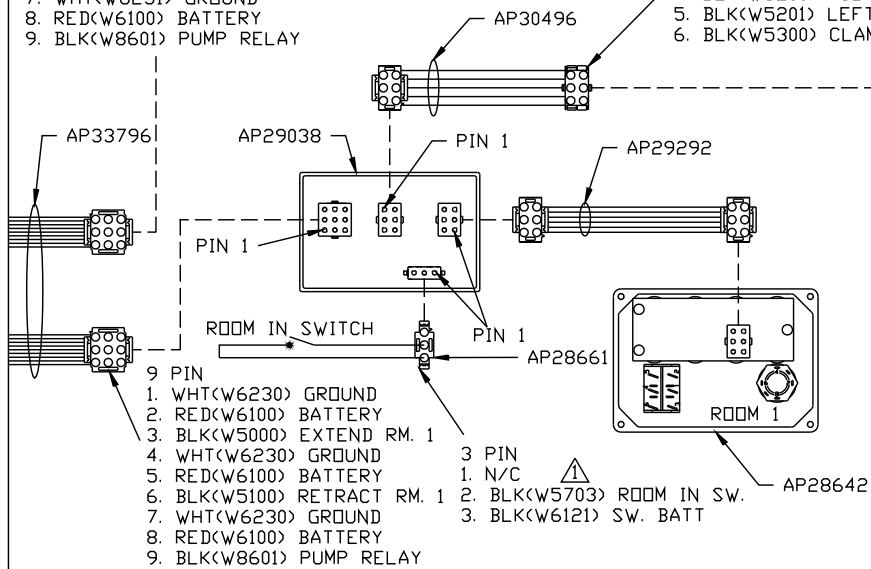
- 6 PIN
 1. N/C
 2. BLK(W5754) CLAMP LIMIT SWITCH
 3. BLK(W5300) CLAMP RET.
 4. BLK(W5200) RIGHT CLAMP EXT.
 5. BLK(W5201) LEFT CLAMP EXT.
 6. BLK(W5300) CLAMP RET.



- 9 PIN
 1. WHT(W6231) GROUND
 2. RED(W6100) BATTERY
 3. BLK(W5001) EXTEND RM. 2
 4. WHT(W6231) GROUND
 5. RED(W6100) BATTERY
 6. BLK(W5101) RETRACT RM. 2
 7. WHT(W6231) GROUND
 8. RED(W6100) BATTERY
 9. BLK(W8601) PUMP RELAY

- 3 PIN
 1. N/C
 2. BLK(W5703) ROOM IN SW.
 3. BLK(W6121) SW. BATT

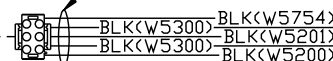
- 6 PIN
 1. N/C
 2. BLK(W5754) CLAMP LIMIT SWITCH
 3. BLK(W5300) CLAMP RET.
 4. BLK(W5200) RIGHT CLAMP EXT.
 5. BLK(W5201) LEFT CLAMP EXT.
 6. BLK(W5300) CLAMP RET.



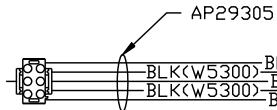
- 9 PIN
 1. WHT(W6230) GROUND
 2. RED(W6100) BATTERY
 3. BLK(W5000) EXTEND RM. 1
 4. WHT(W6230) GROUND
 5. RED(W6100) BATTERY
 6. BLK(W5100) RETRACT RM. 1
 7. WHT(W6230) GROUND
 8. RED(W6100) BATTERY
 9. BLK(W8601) PUMP RELAY

- 3 PIN
 1. N/C
 2. BLK(W5703) ROOM IN SW.
 3. BLK(W6121) SW. BATT

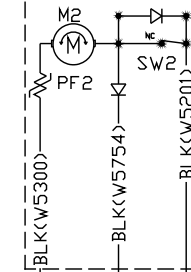
- 3 PIN
 1. BLK(W5201) CLAMP EXT.
 2. BLK(W5300) CLAMP RET.
 3. BLK(W5754) LIMIT SWITCH



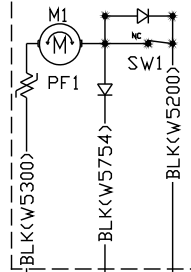
- 3 PIN
 1. BLK(W5201) CLAMP EXT.
 2. BLK(W5300) CLAMP RET.
 3. BLK(W5754) LIMIT SWITCH



ROOM 2
 LEFT CLAMP

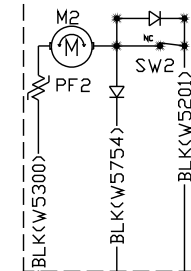


ROOM 2
 RIGHT CLAMP

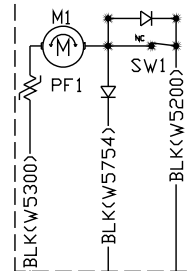


- 3 PIN
 1. BLK(W5200) CLAMP EXT.
 2. BLK(W5300) CLAMP RET.
 3. BLK(W5754) LIMIT SWITCH

ROOM 1
 LEFT CLAMP



ROOM 1
 RIGHT CLAMP



- 3 PIN
 1. BLK(W5200) CLAMP EXT.
 2. BLK(W5300) CLAMP RET.
 3. BLK(W5754) LIMIT SWITCH

