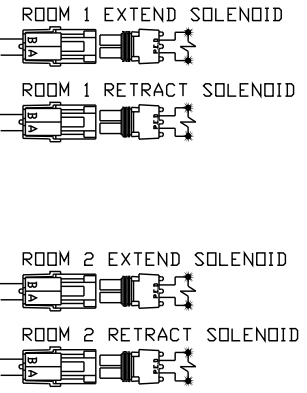
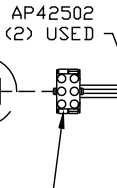
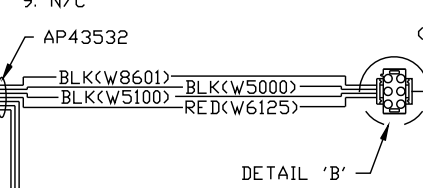
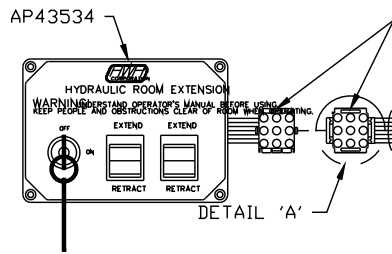


- PIN
1. BLK<W8601> PUMP CONTROL
 2. BLK<W5000> ROOM 1 EXTEND
 3. BLK<W5100> ROOM 1 RETRACT
 4. BLK<W5001> ROOM 2 EXTEND
 5. BLK<W5101> ROOM 2 RETRACT
 6. RED<W6125> BATTERY
 7. RED<W6125> BATTERY
 8. N/C
 9. N/C



- PIN
1. BLK<W8601> PUMP CONTROL
 2. BLK<W5000> EXTEND
 3. BLK<W5100> RETRACT
 4. N/C
 5. N/C
 6. RED<W6125> BATTERY

		HWH		I-80 EXIT 267 SOUTH RT 1 MOSCOW, IOWA 52760	
		SCALE 1:3	DATE 06 JAN 12	DRAWN BY .	
SYSTEM SCHEMATIC ELEC					
NO.	DATE	REVISION			
THE INFORMATION DISCLOSED ON THIS DRAWING IS CONFIDENTIAL AND MUST NOT BE DISCLOSED OR USED IN ANY MANNER WHICH WILL BE DETRIMENTAL TO THE HWH CORPORATION				DRAWING NUMBER MP907220	

NOTE: INSTALLATION MUST CONFORM TO GOOD SHOP PRACTICES, SAE STANDARDS, RVIA STANDARDS, AND OTHER APPLICABLE STANDARDS.