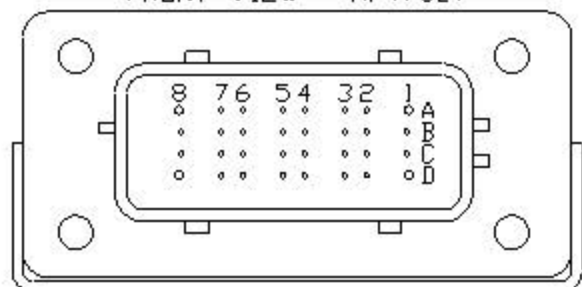


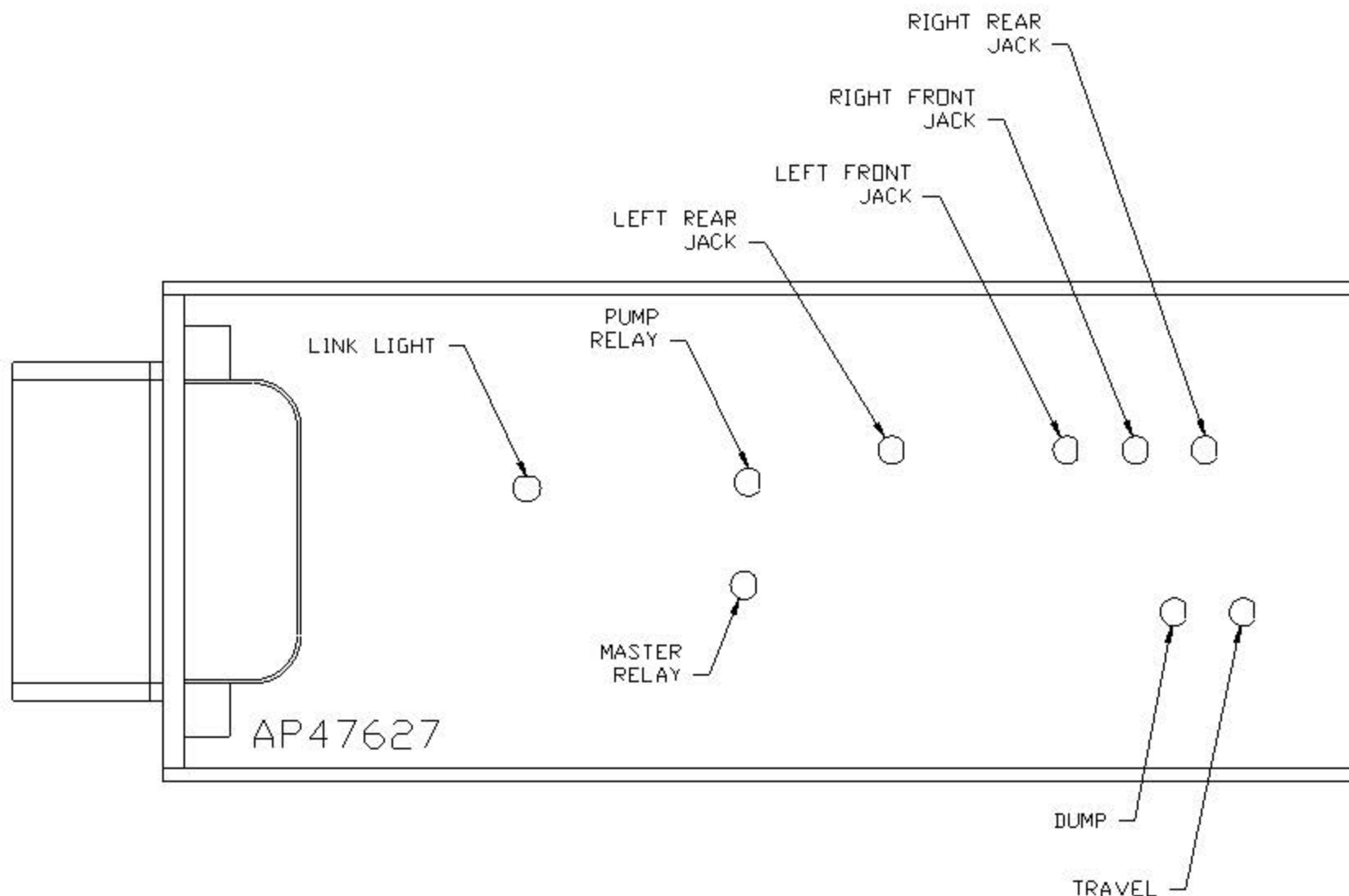
FRONT VIEW - AP47627



## PIN

- A1. BLK(W8601) - PUMP REQUEST  
 A2. YELLOW - CAN HIGH  
 A3. N/C  
 A4. N/C  
 A5. BLK(W2000) - RIGHT FRONT JACK WARNING SWITCH  
 A6. BLK(W2200) - RIGHT FRONT JACK PRESSURE SWITCH  
 A7. BLK(W3200) - RIGHT REAR JACK PRESSURE SWITCH  
 A8. BLK(W810J) - 50 LB. PRESSURE SWITCH  
 B1. RED(W6800) - TOUCH PANEL POWER  
 B2. GREEN - CAN LOW  
 B3. WHT(W6230) - TOUCH PANEL GROUND  
 B4. N/C  
 B5. BLK(W3000) - RIGHT REAR JACK WARNING SWITCH  
 B6. BLK(W4200) - LEFT REAR JACK PRESSURE SWITCH  
 B7. N/C  
 B8. BLK(W8100) - 3000 LB. PRESSURE SWITCH  
 C1. RED(W6121) - LEVEL SENSOR POWER  
 C2. CAN SHIELD  
 C3. WHT(W623J) - LEVEL SENSOR GROUND  
 C4. BLK(W0400) - REAR SENSE  
 C5. BLK(W4000) - LEFT REAR WARNING SWITCH  
 C6. N/C  
 C7. N/C  
 C8. BLK(W0300) - RIGHT SIDE SENSE  
 D1. RED(W6120) - ACCESSORY  
 D2. WHT(W6235) - WARNING SWITCH GROUND  
 D3. N/C  
 D4. BLK(W1000) - LEFT FRONT JACK WARNING SWITCH  
 D5. BLK(W1200) - LEFT FRONT JACK PRESSURE SWITCH  
 D6. BLK(W0100) - LEFT SIDE SENSE  
 D7. BLK(W0200) - FRONT SENSE  
 D8. BLK(W9000) - PARK BRAKE

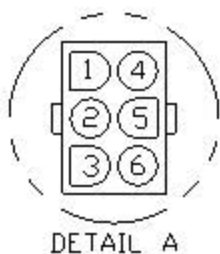
NOTE: WIRE NUMBERS ON THIS SHEET ARE REFERENCED TO HARNESS PLUGS.



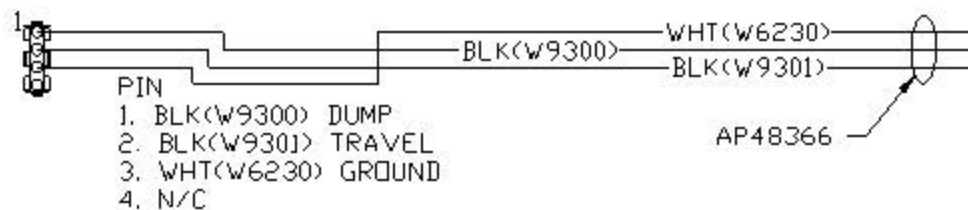
			HWH I-80 EXIT 267 SOUTH RT J MOSCOW, IOWA 52760		
			SCALE 1:3	DATE 20APR12	DRAWN BY .
			SYSTEM SCHEMATIC ELEC		
NO.	DATE	REVISION			
THE INFORMATION DISCLOSED ON THIS DRAWING IS CONFIDENTIAL AND MUST NOT BE DISCLOSED OR USED IN ANY MANNER WHICH WILL BE DETRIMENTAL TO THE HWH CORPORATION			DRAWING NUMBER MP90762 A/D		

NOTE: INSTALLATION MUST CONFORM TO GOOD SHOP PRACTICES, SAE STANDARDS, RV1A STANDARDS, AND OTHER APPLICABLE STANDARDS.

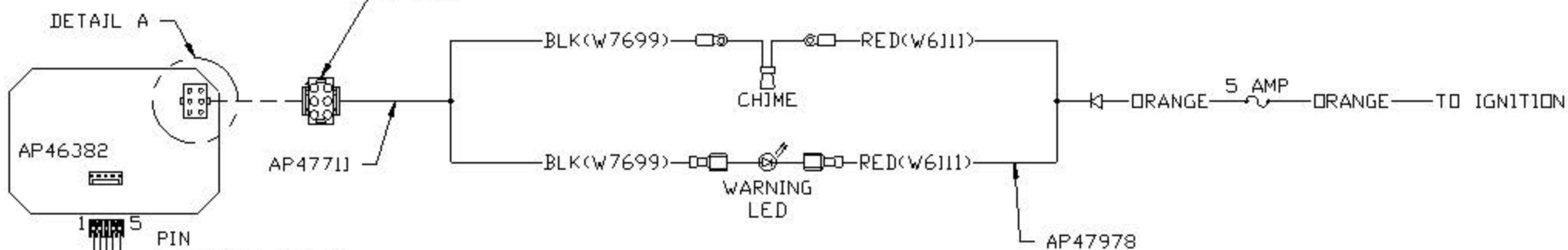
NOTE: AP46382 TOUCH PANEL AND AP47709 CHIME KIT WHICH INCLUDES AP47711 AND AP47978 ARE ORDERED SEPARATELY FROM HWH CORP.



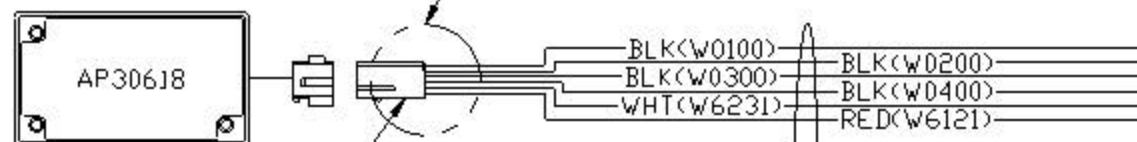
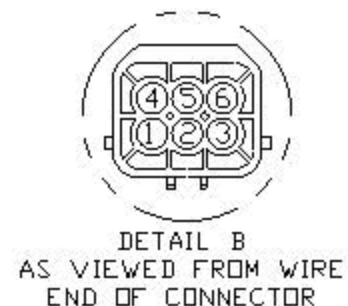
TO DEM PROVIDED PILOT DUMP CONNECTION



- PIN
1. N/C
  2. N/C
  3. N/C
  4. N/C
  5. BLK(W7699) WARNING LED/CHIME CONTROL
  6. N/C



- PIN
1. YELLOW CAN HI
  2. GREEN CAN LOW
  3. CAN SHIELD
  4. WHT(W6230) GROUND
  5. RED(W6800) POWER



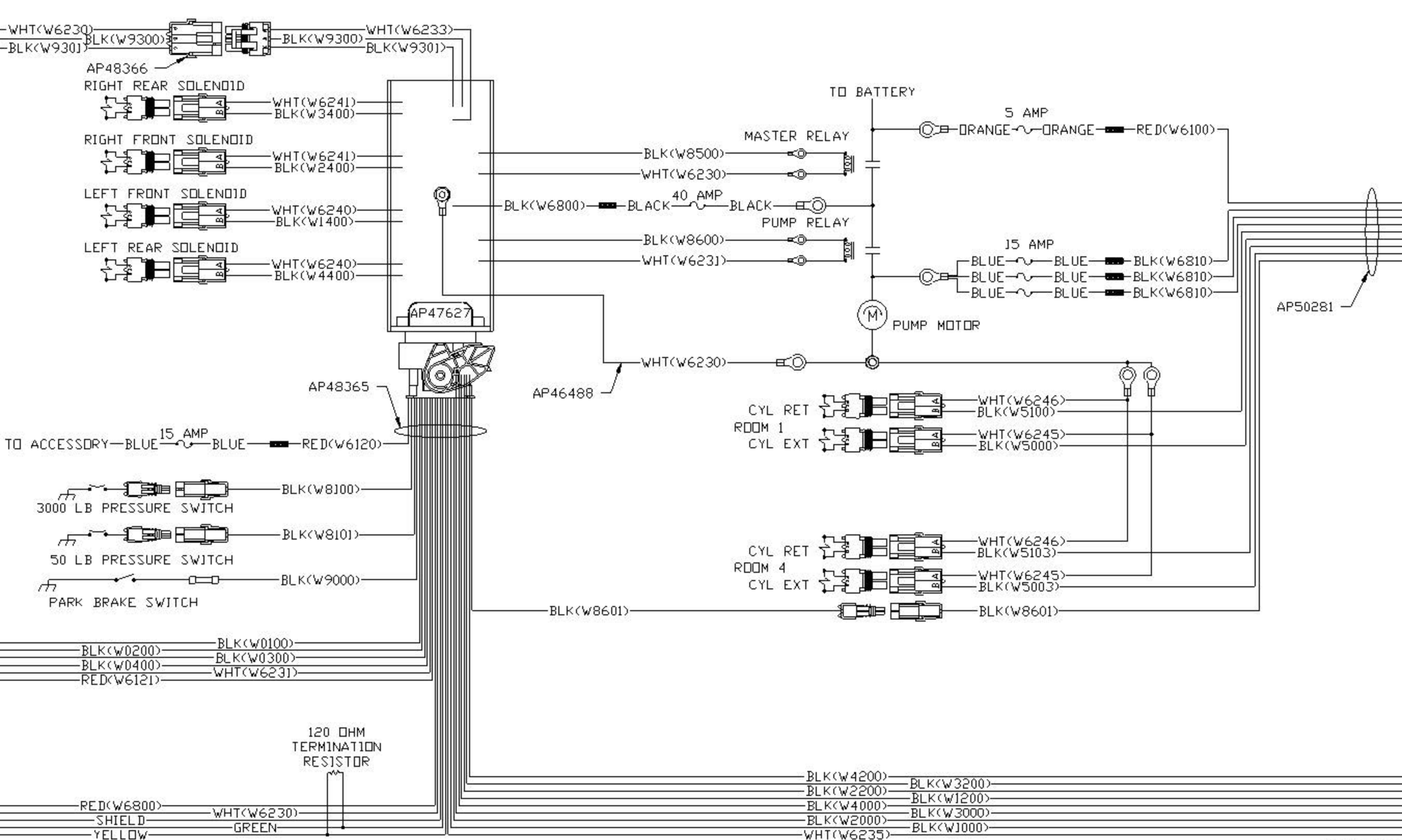
120 OHM  
TERMINATION  
RESISTOR

RED(W6800)  
SHIELD  
YELLOW

WHT(W6230)  
GREEN

NOTE: INSTALLATION MUST CONFORM TO GOOD SHOP PRACTICES, SAE STANDARDS, RVIA STANDARDS, AND OTHER APPLICABLE STANDARDS.

MP90762 B  
20APR12



NOTE: INSTALLATION MUST CONFORM TO GOOD SHOP PRACTICES, SAE STANDARDS, RVIA STANDARDS, AND OTHER APPLICABLE STANDARDS.

