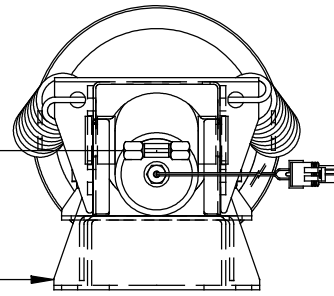
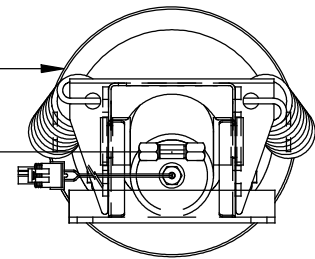


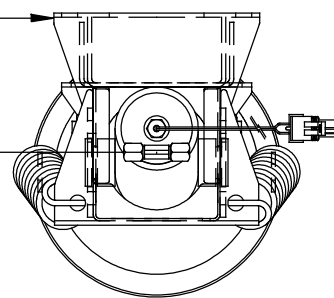
ORIENTATION
← FRONT



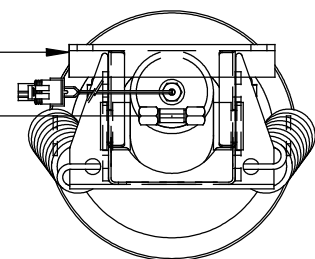
TOP VIEW
RIGHT FRONT-
AP29978



TOP VIEW
RIGHT REAR-
AP27118

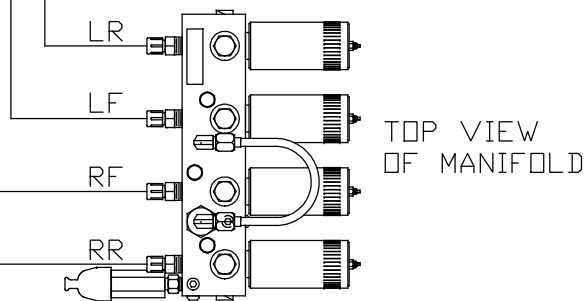


TOP VIEW
LEFT FRONT-
AP29978

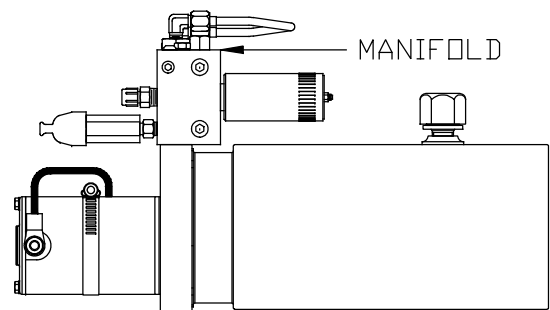


TOP VIEW
LEFT REAR-
AP27118

NOTE: CROSS-TIES REQUIRED
FOR STRAIGHT-ACTING JACKS
ON BOTH FRONT AND REAR.



TOP VIEW
OF MANIFOLD



MANIFOLD

SIDE VIEW PUMP/MANIFOLD-AP32357

LOCATION AND ORIENTATION OF
PUMP/MANIFOLD ASSEMBLY WILL
DIFFER DEPENDING UPON D.E.M.

LEVELING SYSTEM: AP29946

			HWH I-80 EXIT 267 SOUTH RT 1 MOSCOW, IDWA 52760		
			SCALE 1:6	DATE 20FEB04	DRAWN BY .
			HYD CONN DIAGRAM		
NO.	DATE	REVISION	NEWMAR		
THE INFORMATION DISCLOSED ON THIS DRAWING IS CONFIDENTIAL AND MUST NOT BE DISCLOSED OR USED IN ANY MANNER WHICH WILL BE DETRIMENTAL TO THE HWH CORPORATION			DRAWING NUMBER MP69292		